



Standard Bank

# STANDARD BANK GROUP INVESTOR BRIEFING

February 2024



## Contact details

### Jan Brits

Head: Group Capital Management

Tel: +27 82 856 4669

Email: Jan.Brits2@standardbank.co.za

### Paul Burgoyne

Head: Treasury and Money Markets

Tel: +27 11 415 6010

Email: Paul.Burgoyne@standardbank.co.za

### Marc Hearn

Head: Strategic Funding

Tel: +27 74 138 4085

Email: Marc.Hearn@standardbank.co.za

### Sasha Cook

Head: Sustainable Finance

Tel: +27 21 401 2783

Email: Sasha.Cook@standardbank.co.za

### Carl Wiesner

Head: Syndicate (SA) Debt Capital Markets

Tel: +27 82 757 5395

Email: Carl.Wiesner@standardbank.co.za

### John de Beer

Head: NBF1

Tel: +27 11 415 7844

Email: John.deBeer@standardbank.co.za

### Praveshni Sewmohan

Manager: Sustainable Finance

Tel: +27 11 721 6410

Email:  
Praveshni.Sewmohan@standardbank.co.za

### Vuwani Nthakheni

Senior Manager: Balance Sheet and Liquidity Management

Tel: +27 11 415 8209

Email: Vuwani.Nthakheni@standardbank.co.za

### Chuma Dick

Manager: Execution NBF1

Tel: +27 11 415 7833

Email: Chuma.Dick@standardbank.co.za

# Agenda



- 1. Market update** Page 4
- 2. Funding and liquidity** Page 8
- 3. Regulatory update** Page 11
- 4. Capital management** Page 17
- 5. Sustainable finance** Page 20
- 6. Term sheet** Page 26



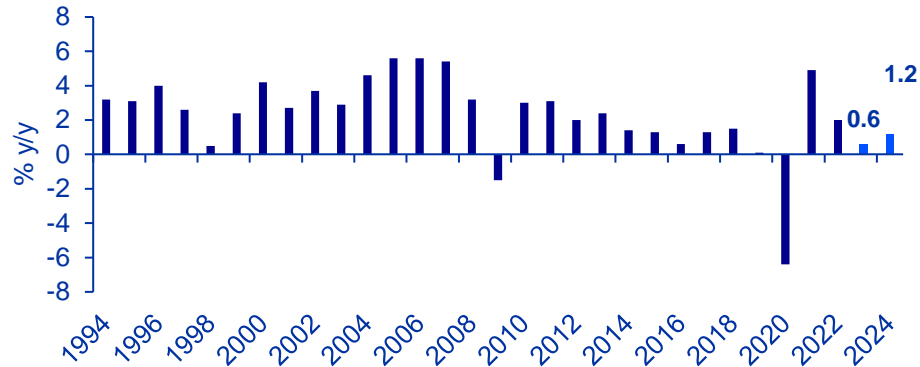
# 1.0

Market update

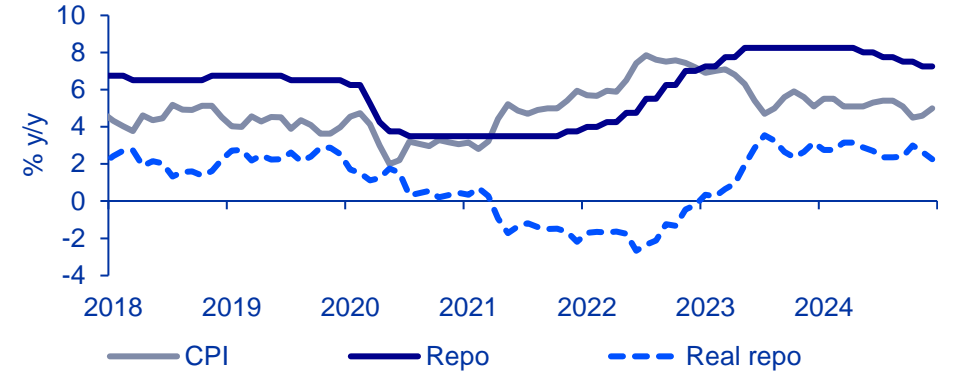
# South African macroeconomic outlook

- Gradual SA policy reform to be growth-supportive over time
- CPI expected to average 5.0% in 2024, supported by a lack of demand-driven inflation and wage pressure and favourable base effects
- Expectations for rate cutting cycle from Q2:24 with the repo rate at 7.25% by year end
- Scope for the rand to strengthen towards R18.10/\$ by year end
- Adverse growth impact from electricity shortfall should ease notably in 2024 given expected increase in Eskom supply and ongoing expansion of private sector generation capacity

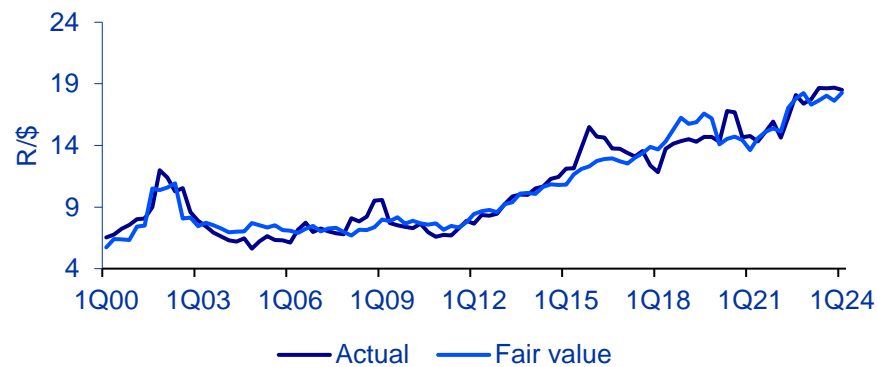
SA GDP to improve to 1.2% in 2024



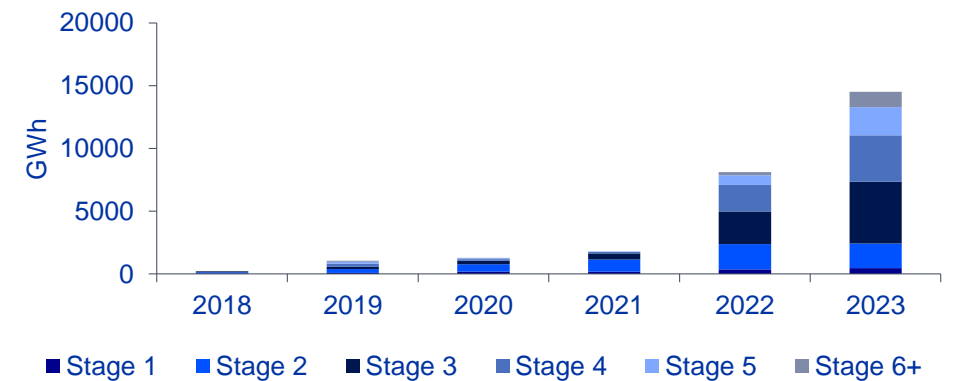
Inflation expected to moderate; rate cuts expected in 2024



Rand likely to strengthen by year-end

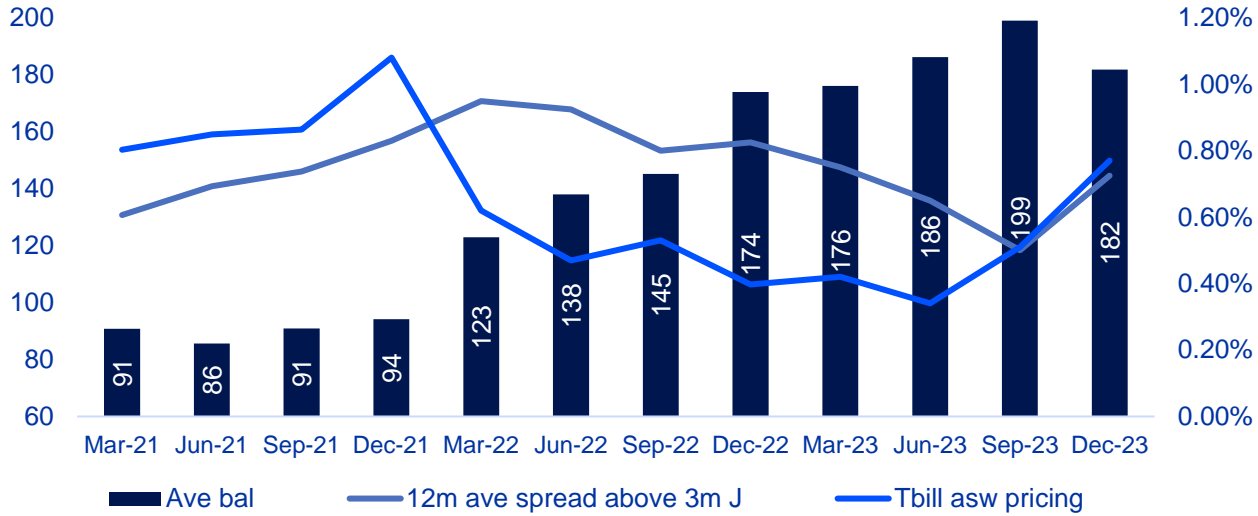


Loadshedding to ease this year

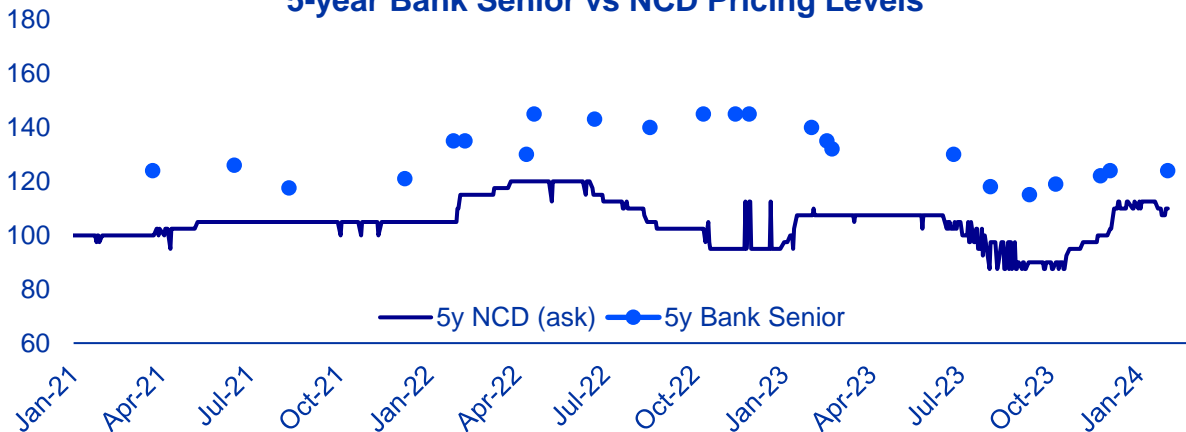


# Market update

### NCD Issuances and Pricing Levels (NCD vs Treasury Bills)



### 5-year Bank Senior vs NCD Pricing Levels



- Demand for bank credit risk by institutional investors was strong in 2023, driving spread compression in pricing on the shorter end of the curve
- SBSA is the largest issuer of NCDs in the local market with a year-to-date market share of 33% (2023: 36%)
- Increase in NCD pricing levels in Q4'23 is primarily due to seasonal illiquidity in wholesale funding markets
- Treasury bill pricing remains high as National Treasury continues to rely on this market to fund its liquidity requirements
- Robust demand for bank bonds with most public auctions clearing near the bottom of pricing guidance
- Senior vs NCD spreads compressed in 2023. Low supply of issuances in the local debt primary markets is a key contributing factor



# Market update

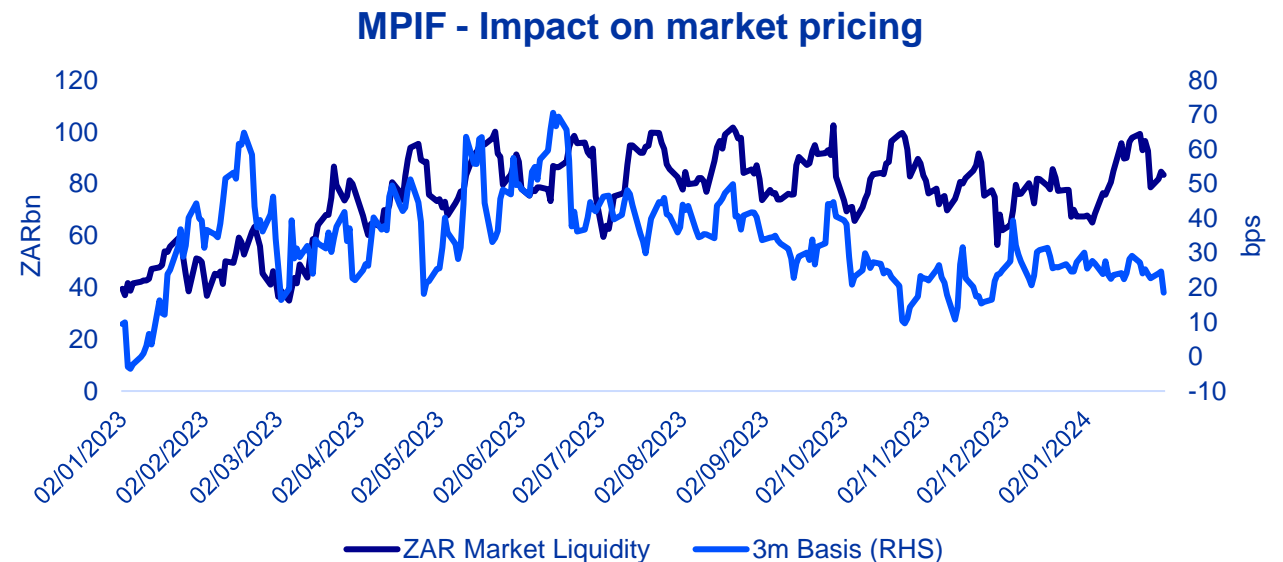
## SARB and NT updates

### Gold and Foreign Exchange Contingency Reserve Account (“GFECRA”)

- SA's reserve account has grown over the recent years on the back of sharp currency weakness. Profits in the account arising from valuation gains on the SARB's foreign reserves have grown to approximately USD27bn (R500bn)
- Given the fiscal shortfall noted by NT and growing demands on the fiscus to support SOEs, these gains could be considered to close the funding gap
- Monetising the reserves does not need to result in selling of the FX reserves. It is expected that monetisation and drainage will be done using CPD and MPIF quotas
- SARB has confirmed that they are engaging with National Treasury. It is broadly expected that the Minister of Finance will announce some form of access to GFECRA in the budget
- It is unclear to what extent the account might be used in the short-term

### Monetary Policy Implementation framework

- In Jan'24, the market liquidity surplus peaked at R99.3bn compared to R85.7bn in Dec'23, marginally below the SARB surplus target of R100bn
- This has had a stabilising effect on short-term basis markets, at levels marginally above Jibar



Source : SARB; Standard Bank Group



# 2.0

Funding and liquidity



# Strong liquidity position

Exceeding Basel III regulatory requirements

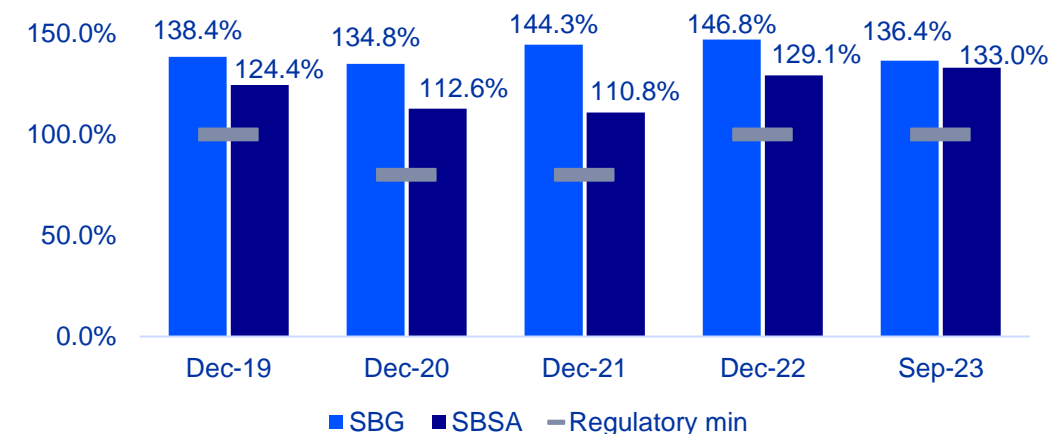
## Liquidity Coverage Ratio (LCR)

- SARB directive proposing the removal of the ability to use foreign currency HQLA to cover ZAR net cash outflows from 1 Jan'24
- Minimal impact to SBSA due to small holdings of FCY HQLA but will limit diversification away from ZAR government and credit bonds
- The group maintained LCR compliance throughout 2023 well in excess of the 100% regulatory requirement

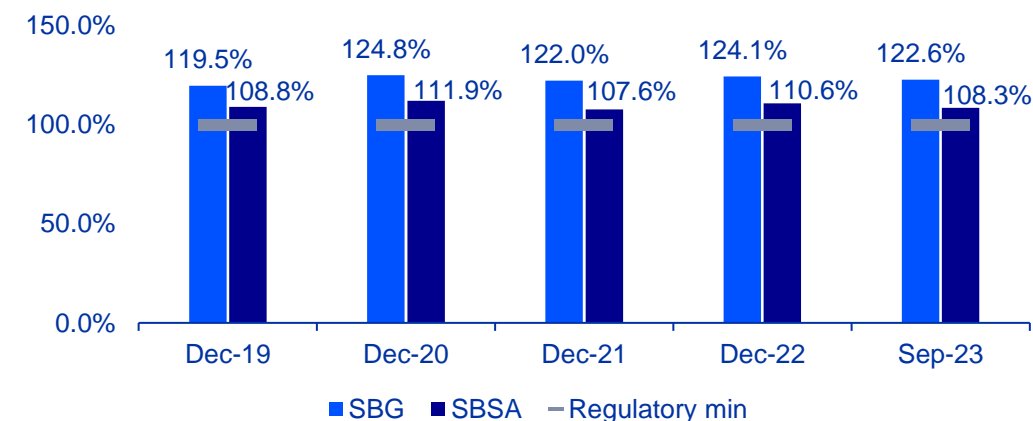
## Net Stable Funding Ratio (NSFR)

- SARB directive requiring the phase out of the 35% Available Stable Funding (ASF) factor applied to ZAR NBFIs deposits with a residual maturity of less than 6 months
  - From 1 Jan'24 the ASF factor reduced from 30% to 20%
- The phase out impacts approximately R70bn of short-term wholesale funding on SBSA's balance sheet over the full phase out period, which will impact pricing of these funding sources
- The group successfully maintained the NSFR ratio in excess of the 100% regulatory requirement

## Basel III Liquidity Coverage Ratio (daily avg.<sup>1</sup>)



## Basel III Net Stable Funding Ratio (month end)

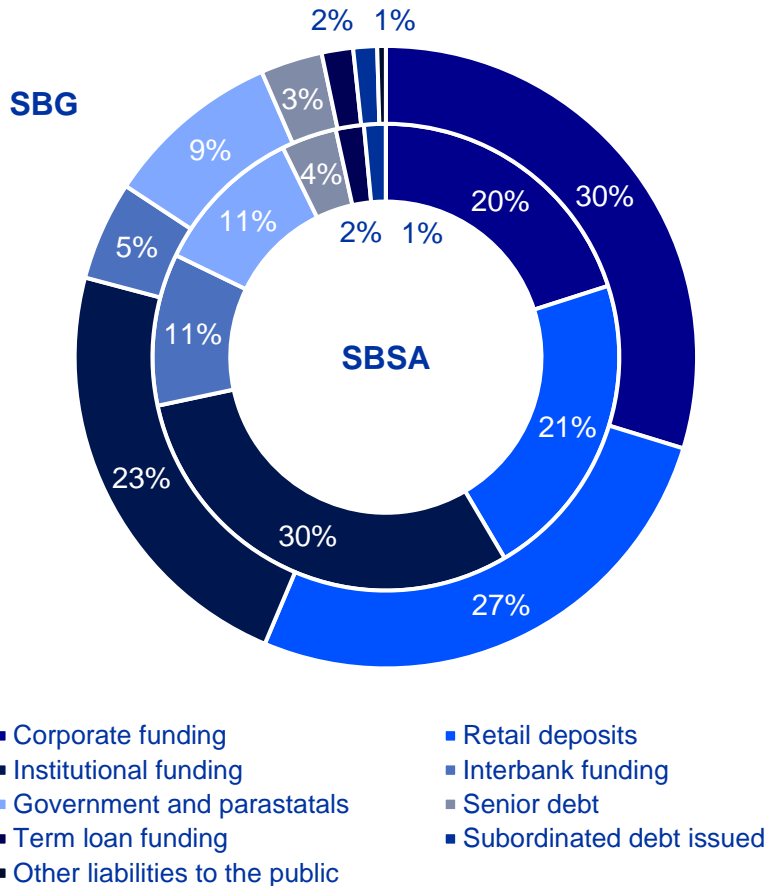


<sup>1</sup> Simple average of 92 days of daily observations over the respective quarters for SBSA, SBSA Isle of Man branch, Stanbic Bank Ghana, Stanbic Bank Uganda, Stanbic IBTC Bank Nigeria, Standard Bank Namibia, Standard Bank Isle of Man Limited and Standard Bank Jersey Limited and the simple average of three month-end data points for the respective quarters for the other Africa Regions banking entities

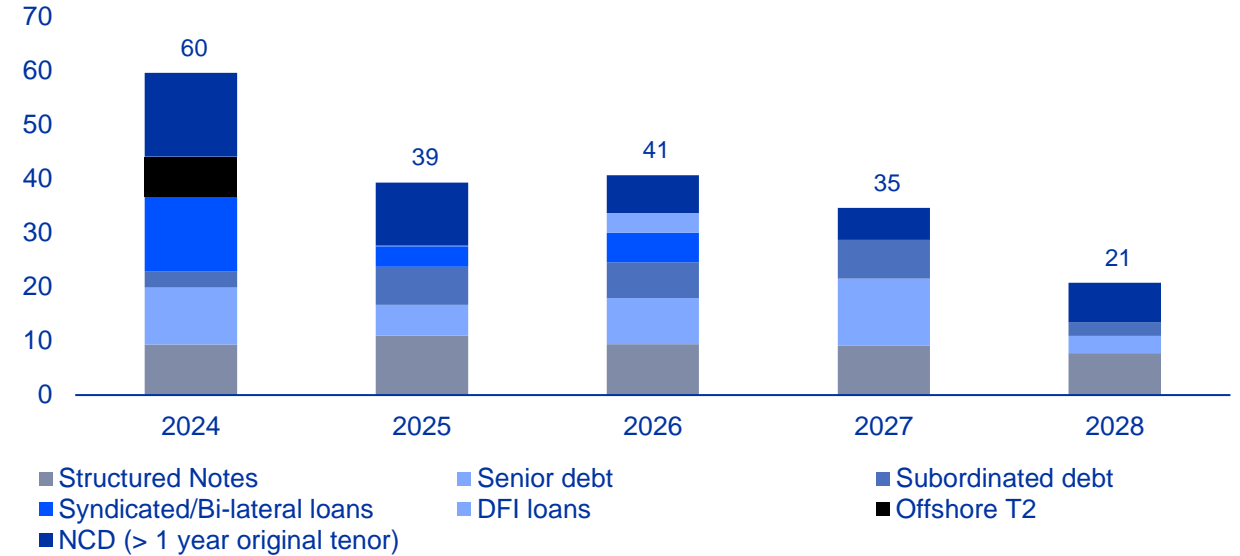
# Liquidity management

Diversified sources of liquidity, prudent redemption profile

SBG and SBSA's funding sources<sup>3</sup>



SBG debt redemption profile (ZARbn)<sup>1</sup>



- Primary markets are open and receptive to bond and note issuances
- USD400m offshore Tier 2 bond is approaching its optional redemption date in May'24
- Funding diversification maintained across products, sectors, geographic regions and counterparties
- Diversified use of platforms across various jurisdictions:
  - Local listed bonds
  - Foreign currency loans, bonds: Eurobond, MTN, niche markets
  - Local and offshore structured notes<sup>2</sup>
- Debt strategy designed to manage maturity profile and reduce refinancing risk

<sup>1</sup> Redemption profile represents the contractual maturity or the first call date in the case of a callable instrument. SBSA is the main issuer of debt instruments other than subordinated debt which is issued by SBG Limited

<sup>2</sup> Luxembourg listed programme launched 2017

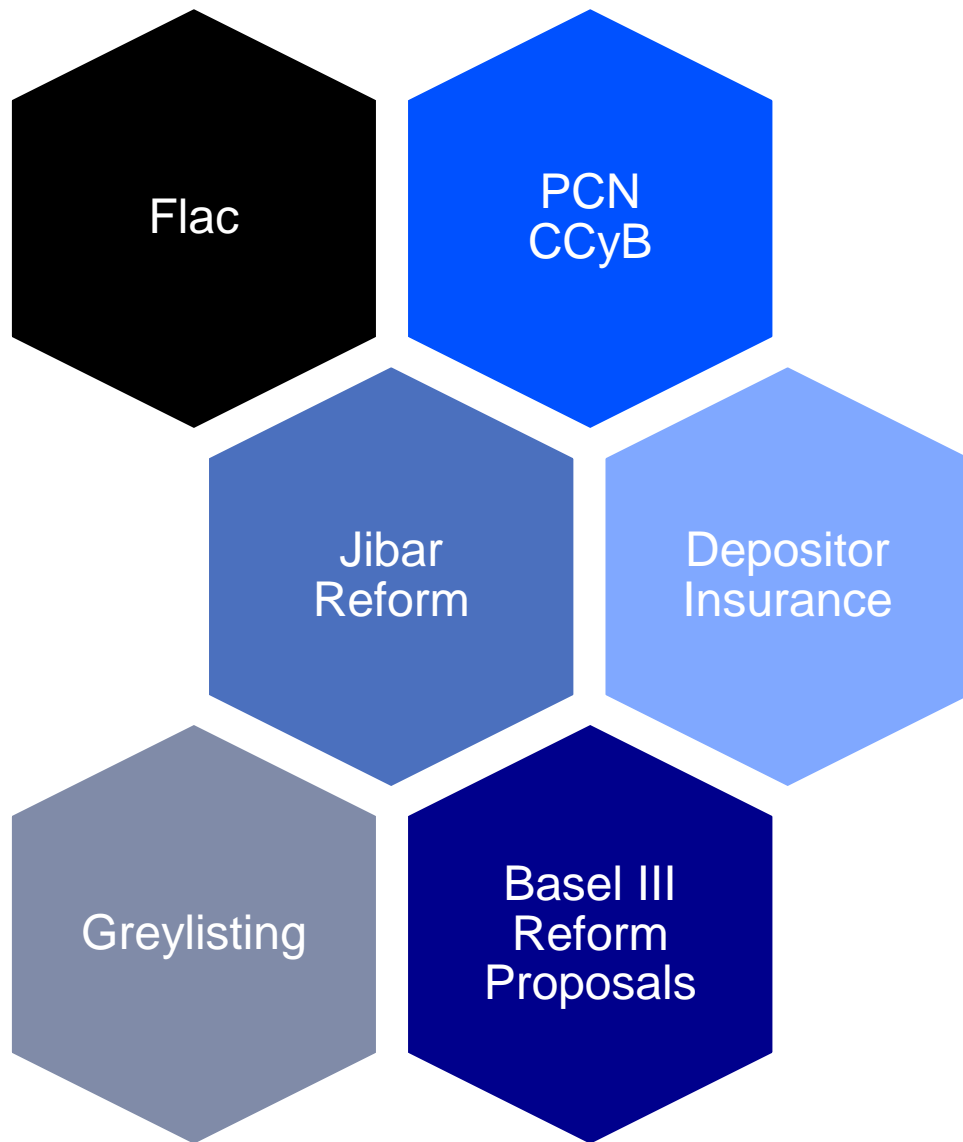
<sup>3</sup> As at June'23



# 3.0

Regulatory update

# Regulatory update



## Flac

Latest proposals on calibration and qualifying instrument criteria. Planned 1 Jan'25 implementation date of the standard. Phase-in proposals for minimum requirements and minimum issuance requirements

## Positive Cycle Neutral Countercyclical Buffer (PCN CCyB)

Proposed PA directive to implement a PCN CCyB of 1% of RWA, effective 1 Jan'26 with a 12-month implementation lead time, commencing 1 Jan'25

## Jibar Reform

Zaronia is being published for use by the market. The SARB is expected to provide the market with an update on timelines soon, with JIBAR cessation expected by the end of 2026

## Depositor Insurance

Draft directive on liquidity treatment of depositor insurance has been published by the PA for comment. Introduction of depositor insurance allows for marginal beneficial treatment on certain deposits in the calculation of LCR and NSFR. Implementation of Depositor insurance is planned for 1 April'24

## Grey-listing

Significant progress has been made in addressing technical requirements of the FATF. However, further progress is required on implementation. Impacts to equivalence of South African Financial markets infrastructures and enhanced DD for banks

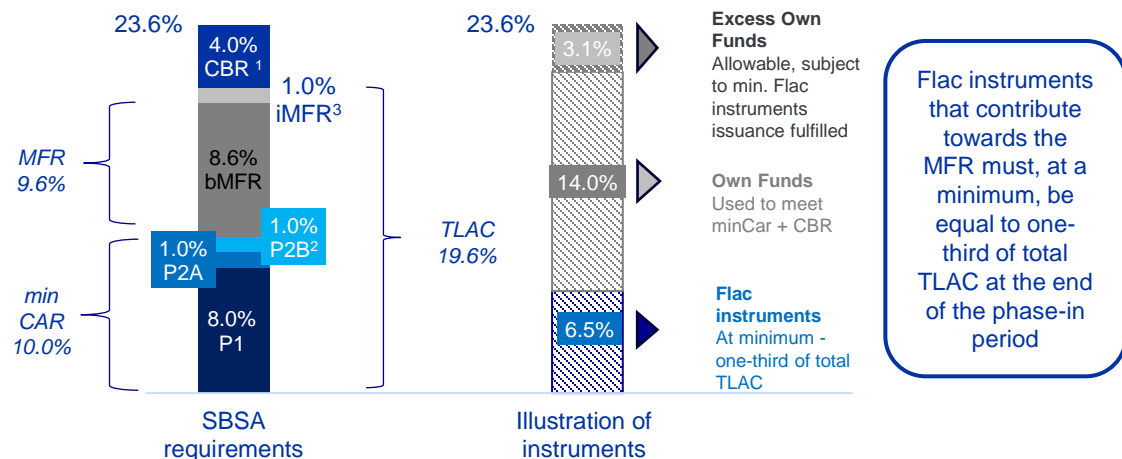
## Basel III Reform Proposals

More significant changes due to be implemented from 1 July'25

# Flac requirements

## Illustration of rules

**Total Loss Absorbing Capacity ("TLAC") = Minimum Capital Adequacy Requirement ("minCAR") + Minimum Flac Requirement (MFR)**  
**The Combined Buffer Requirement ("CBR") stacks above TLAC**



### Transition Schedule

Effective Date - 01 January 2025

Effective Date	End of year 3	End of year 4	End of year 5	End of year 6
----------------	---------------	---------------	---------------	---------------

### Phasing in of bMFR

0%	60%	80%	90%	100%
----	-----	-----	-----	------

### Phasing in of minimum Flac issuances that contribute towards bMFR

0%	20%	27%	30%	33%
----	-----	-----	-----	-----

- Systemically important banks required to issue Flac instruments
- Base Minimum Flac requirement (bMFR) calculated assuming a resolution balance sheet and referencing minimum capital requirements and the Pillar 2A buffer
  - Approximately R78bn requirement as at 30 June'23
  - 6-year phase-in period
- Bank specific requirement (iMFR) considering Market Premium, Resolution Rebate and Pillar 2B buffer
  - Market Premium and Resolution Rebate to be determined following conclusion of a resolvability assessment by the SARB
  - Market Premium and Resolution Rebate assumed at 0%. Pillar 2B set at 1% for illustration purposes
  - Phase-in period to be announced
- Excess own funds eligible to count towards Minimum Flac requirements (MFR)
  - MFR is an additional requirement to minimum capital requirements
  - Application to capital framework to be confirmed with the SARB
- Accelerated phase-in with 60% required after 3 years
- Flac ranking senior to Tier 2, junior to senior unsecured
- Positive impact on Moody's deposit ratings and senior unsecured debt ratings

<sup>1</sup> Combined Buffer Requirement comprise of 2.5% Capital Conservation Buffer and 1.5% D-SIB buffer (1.0% in CET1 and 0.5% in Total)

<sup>2</sup> Bank specific confidential buffer set to 1% for illustration purposes

<sup>3</sup> Assuming P2B requirement of 1% for illustration purposes

# Flac requirements

## Eligibility criteria

Unsecured, fully paid, subordinated debt instruments that meet the following criteria:

### Issuer and funding

- External Flac issued by a holding company, internal Flac issued by a designated institution to its holding company
- External Flac must not be funded by the holding company or another group entity, internal Flac must be totally funded by the holding company

### Tenor

- Minimum initial maturity of 24 months, minimum remaining maturity of 12 months

### Legal

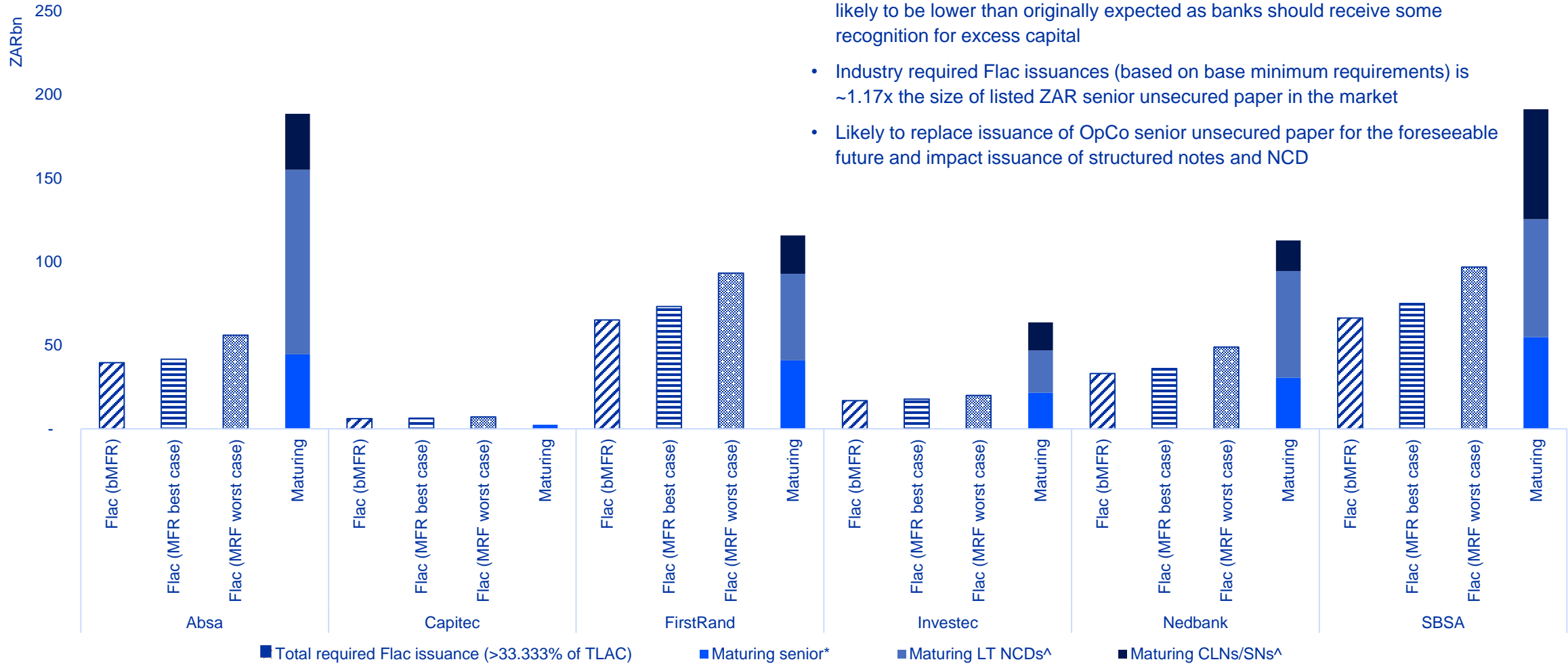
- Contractual terms and conditions to set out the ranking of the instruments in line with creditor hierarchy in insolvency
- External Flac Issuances under non-SA governing law allowed, resolution and bail-in provisions under SA law
- SARB approval of initial terms and any amendments thereto
- Not subject to set-off or netting arrangements
- Acceleration clauses not allowed

### Other features

- Derivative-linked features not allowed
- Early redemption permitted only if instrument ceases to qualify as Flac or following prior written approval of the SARB
- SARB approval of initial terms and any amendments thereto

# Flac requirements

## Industry assessment: Flac issuance requirements



- Early indications are that required Flac issuances over the phase-in period are likely to be lower than originally expected as banks should receive some recognition for excess capital
- Industry required Flac issuances (based on base minimum requirements) is ~1.17x the size of listed ZAR senior unsecured paper in the market
- Likely to replace issuance of OpCo senior unsecured paper for the foreseeable future and impact issuance of structured notes and NCD

Source : Standard Bank Group Economics

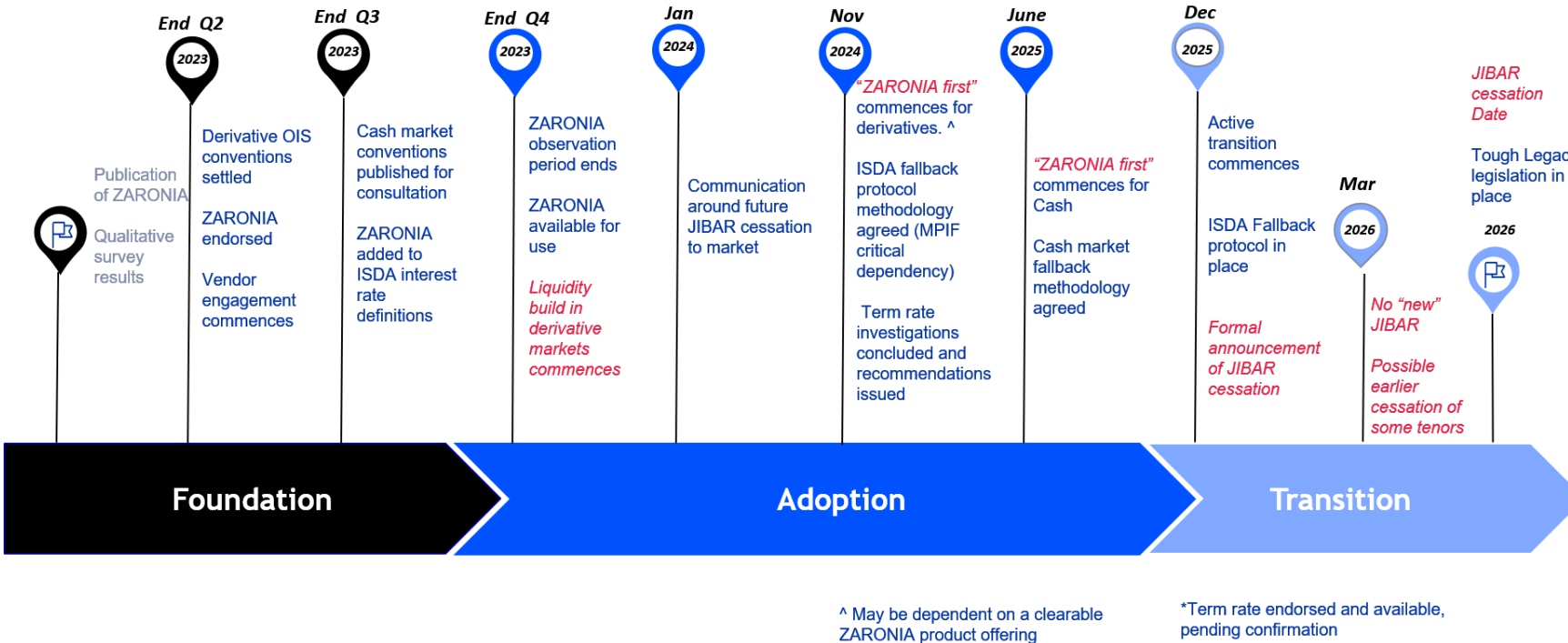
\*Assume 2024 maturing senior refinanced with 3, 5 and 7-year paper in the following proportions (last big 4 senior auction): 55,9%, 22,2% and 21,8%

^Assume all LT NCDs and CLNs/SNs maturing in 2024 are refinanced with paper that will mature before the end of the phase-in period



# Interest rate benchmark reform

## Jibar reform timeline and key industry milestones



- JIBAR transition currently beginning the **Adoption** phase
  - Market led **ZARONIA first** initiatives expected to commence towards the end of 2024 for derivatives and during 2025 for cash products
- SARB is expected to provide formal communication to financial institutions shortly
  - Formal announcement of the intention to complete Jibar cessation within a specified timeframe
  - Placing obligations on financial institutions to manage this risk within their firms and for their clients
- Formal Jibar cessation only expected to be announced in 2025, but the market needs to begin preparing for this event
- Confirmation of the appropriateness of ISDA fallback methodology by the Market Practitioners Group ("MPG") is expected during the adoption phase
- Investigation on the need for term ZARONIA has commenced
  - Recommendations around scope of usage and potential limitations to be determined, but will not impact implementation timelines



# 4.0

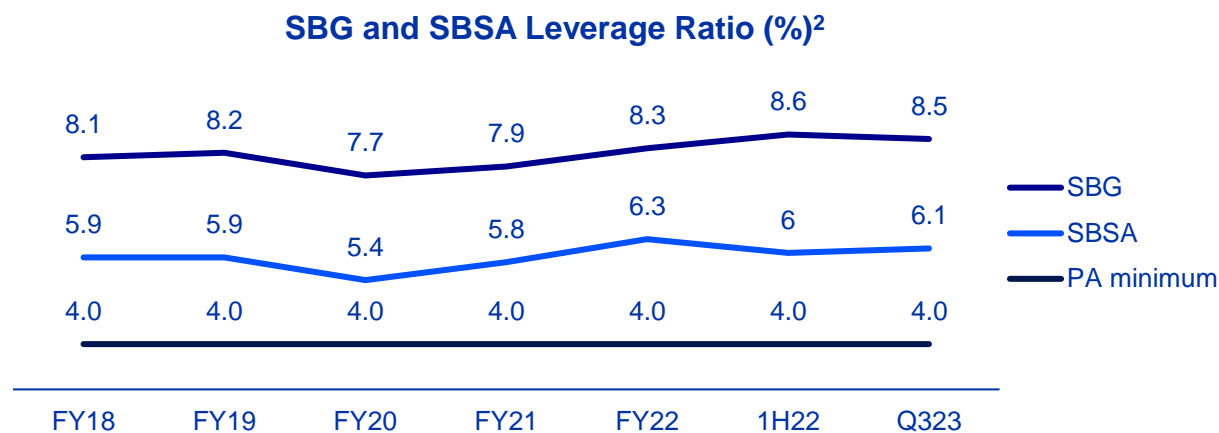
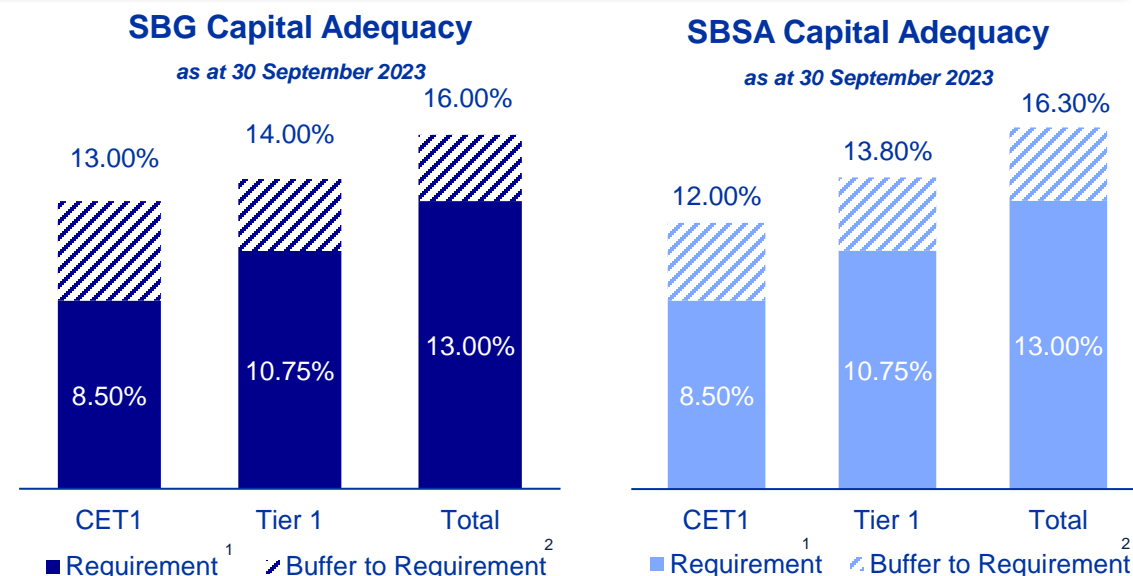
Capital management

# Capital adequacy

Robust capital position, materially above regulatory requirements

## SBG and SBSA meet the Prudential Authority's Basel III aligned requirements

- SBG and SBSA remain adequately capitalised with capital adequacy ratios above minimum requirements
  - PA proposal for a minimum CCyB buffer of 1% effective 1 Jan'26 (phased-in from 1 Jan'25) will increase minimum requirements
- Leverage ratios significantly above minimum requirements
  - Leverage ratio buffer requirements of 50% of D-SIB's CET1 Higher Loss Absorbency Requirements
  - Increase minimum leverage ratio requirements for SBG and SBSA to 4.5%, effective 1 Jan'25

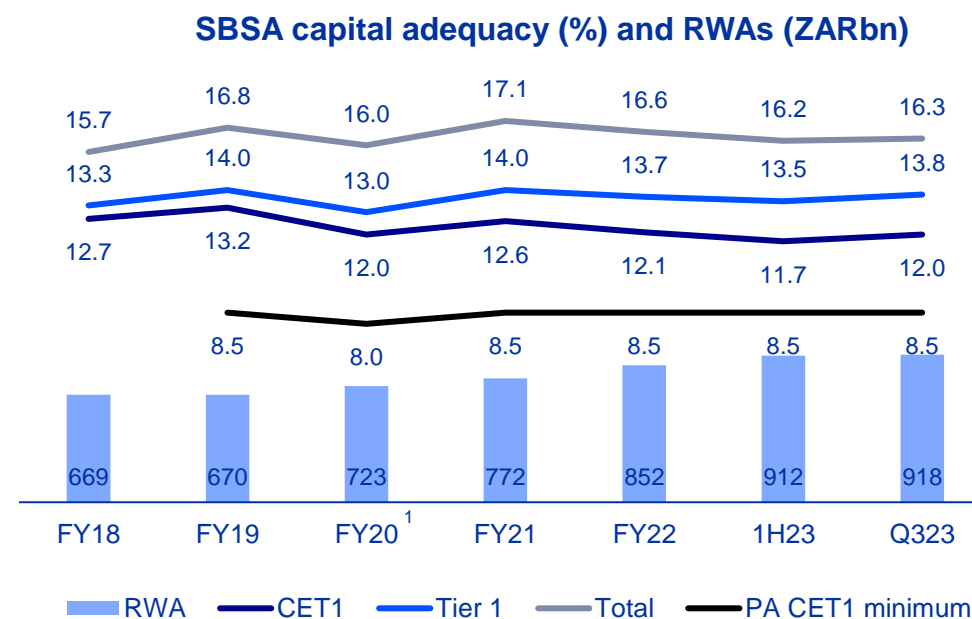
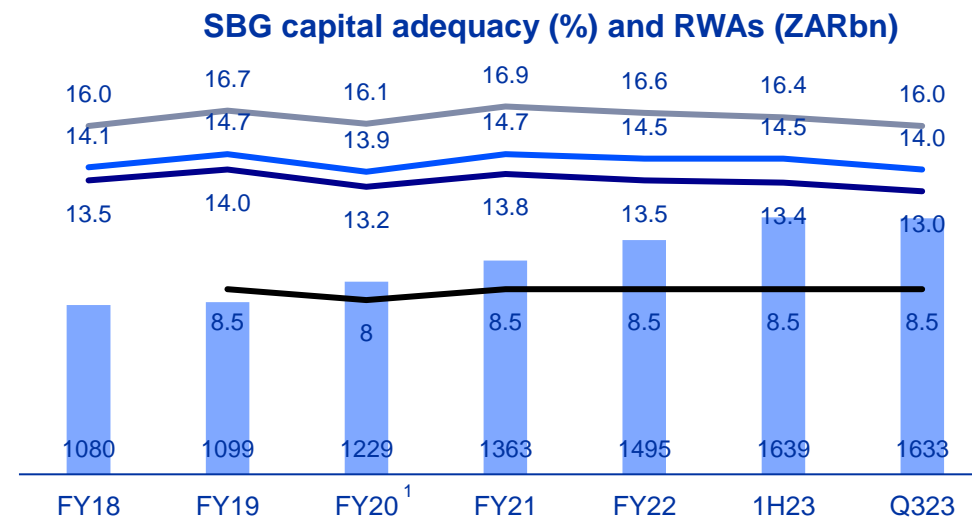


<sup>1</sup> Excluding countercyclical buffer and Pillar 2B; <sup>2</sup> Capital and leverage ratios inclusive of unappropriated profits

# Capital adequacy

## Resilience over time

- Extensive track record of prudent capital management
- Sep'23 capital ratios inclusive of 1H23 dividend payments
- Well positioned for implementation of Basel III finalisation rules
  - More significant aspects of the new framework due to be implemented from July'25
- Array of management actions available for SBG to manage capital position
  - Early detection through internal/external processes e.g. stress testing, recovery planning etc



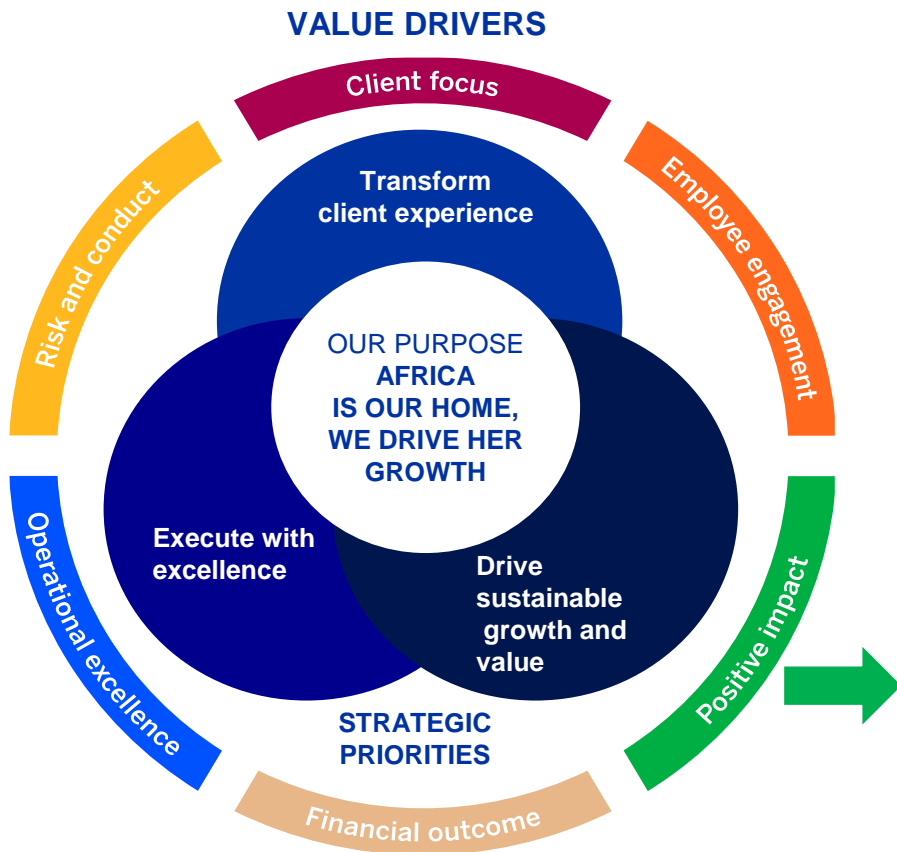
<sup>1</sup> IFRS9 impact fully phased-in from Jan'21. FY18 and FY19 results on IFRS9 phase-in basis, FY20 results fully loaded; <sup>2</sup> Excludes countercyclical buffer and confidential Pillar 2B requirement. Pillar 2A temporarily removed in 2020 due to Covid-19, re-instated in Jan'22. FY21 minimum shown inclusive of P2A



# 5.0

Sustainable finance

# Our approach to sustainability



Driving sustainable growth and value is a strategic priority for the group and is central to our purpose and strategy

Our approach to driving sustainability is defined by two pillars

1

Maximising positive impact

**Growth opportunity** - providing products and services that meet the development needs of Africa

2

Effectively managing risk

**Minimising risks** (including climate-related financial risks), arising from our business



SBG IMPACT AREAS

**SUSTAINABLE FINANCE MOBILISATION**  
Target > R250 billion by 2026  
(Progress to H1 2023 R83bn)

## Guided by various global frameworks

		<p>Report in accordance with the IFC Performance Standards</p>		<p>The King IV Code on Corporate Governance forms the cornerstone of our corporate governance principles and practices</p>	<p>TCFD-aligned Climate-related financial disclosures report (since 2021)</p>	<p>Founding member Signatory since 2019</p>	<p>Paris Agreement We commit to Net zero emissions by 2050</p>
--	--	--	--	--	---	---	--

## Sustainable Finance Mobilisation

1

### Enterprise and job creation

- **SBG Focus:**
  - Facilitate African trade and investment
  - Strengthen the agriculture value chain
  - Support game-changing tech startups solving real-world problems
- **Impact:**
  - Facilitated trade flows
  - Provided credit solutions tailored for agri-SMEs
  - Created job opportunities through our partnership with Founders Factory Africa

UN SDGs




2

### Infrastructure development and the just energy transition

- **SBG Focus:**
  - Enable Africa's just energy transition and improved access to affordable energy
  - Provide finance for critical infrastructure (e.g transport, water, and telecommunications)
  - Development of gas as a transition fuel
- **Impact:**
  - Renewable Energy Financing
  - Financed infrastructure in Africa across categories such as roads, rail, telecommunications, ports and telecoms

UN SDGs



3

### Climate change

- **SBG Focus:**
  - Partner with our clients to understand their climate-related risks and opportunities and develop solutions to support their transition journeys
  - Provide green-aligned solutions for homeowners and business owners
- **Impact:**
  - Financing provided to homeowners and businesses for solar installations and other climate mitigation projects
  - Financing provided for:
    - Green Buildings
    - Carbon Financing
    - Conservation

UN SDGs




4

### Financial inclusion

- **SBG Focus:**
  - Support SME owners with access to finance, capacity building, networking and access to markets
  - Provide solutions tailored for women and young people
  - Provide access to finance for affordable housing and provide solutions for borrowers who get into difficulty
- **Impact:**
  - Financing provided to consumers for affordable housing mortgages
  - Provided financing to students who would not usually qualify for finance

UN SDGs





# How do we measure our ESG performance

## What we measure

- We track and measure our progress through our external ESG assessments and ratings in global ESG indices

ESG Rating	Progress	2023	2022	2021	2020	2019	2018
<b>S&amp;P Global CSA<sup>1</sup> Score (%)</b>		67	66	61	60	51	46
<b>FTSE4Good Index series<sup>2</sup></b>		Included	Included	Included	Included	Included	Included
<b>MSCI ESG rating</b>		AA	AA	AA	AA	AA	AA
<b>Sustainalytics ESG risk rating<sup>3</sup></b>		18.4 (med risk)	24.7 med risk	25.6 med risk	25.5 med risk	29.9 med risk	32 med risk
<b>Bloomberg Gender Equality Index (%)</b>		67.87	67.78	n/a	n/a	n/a	n/a

1 Corporate Sustainability Assessment  
 2 Out of five, higher is better  
 3 Out of 100, lower is better  
 n/a Not previously participated

Value created  
 Value eroded  
 Value preserved

# SBG climate policy

## Our approach

- Support a **just transition** that creates decent work opportunities and social inclusion, addresses Africa’s energy poverty, acknowledges Africa’s negligible carbon emission contribution, and is science-based
- Achieve **net zero carbon emissions**:
  - from our own operations for newly built facilities by 2030 and existing facilities by 2040
  - from our portfolio of financed emissions by 2050
- Apply complementary mechanisms to reach these goals:
  - sustainable finance solutions
  - lending policies
  - sector climate targets
- Informed by the Network for Greening the Financial System (“NGFS”) Net Zero 2050 (1.5°C) scenario
- Structured in terms of short, medium and long term horizons:



**TIME HORIZONS**

**Short-term**  
2022 - 2026

**Medium-term**  
2027 – 2032

**Long-term**  
2033 - 2050

## Supporting the transition

- Targeting **> R250 billion** of sustainable finance mobilisation from 2022 - 2026
  - Includes target of **>R50 billion** to finance new renewable energy and underwriting a further **R15 billion** by 2024

## Sector focus

Phase one (2022)	Phase two (2023)	Phase three (2024)	Phase four (2025)*
<ul style="list-style-type: none"> <li>• Sustainable finance</li> <li>• Renewable energy</li> <li>• Coal</li> <li>• Upstream oil and gas</li> <li>• Agriculture</li> <li>• Own operations</li> </ul>	<ul style="list-style-type: none"> <li>• Residential real estate</li> <li>• Commercial real estate</li> <li>• Short-term insurance</li> </ul>	<ul style="list-style-type: none"> <li>• Downstream oil and gas</li> <li>• Long-term insurance</li> <li>• Asset management</li> <li>• Transportation</li> </ul>	<ul style="list-style-type: none"> <li>• Mining</li> <li>• Metallurgical coal and steel</li> <li>• Cement and construction</li> </ul> <p><i>* Subject to change</i></p>

# Sustainable Finance Framework (“SFF”) and Second Party Opinion (“SPO”)

## Key Features

- Updated SFF replaces the previous Sustainable Bond Framework (2020)
- **Key updates to the SFF:**
  - Supports use of proceeds bond and loan instruments
  - Includes additional green and social eligibility categories
  - Aligned with the latest ICMA and LMA Principles
  - Supported by a credible SPO



## Eligible Categories

### Green Project Categories

- Renewable Energy
- Electricity distribution networks Energy Efficiency
- Pollution Prevention and Control
- Climate change adaptation
- Green Buildings
- Clean Transportation
- Sustainable management of natural resources
- Biodiversity conservation
- Sustainable water
- Circular economy
- Blue finance
- Carbon finance

### Social Project Categories

- Affordable housing
- Access to essential services
- Affordable basic infrastructure
- Employment generation (financial inclusion)
- Food security and sustainable food systems
- Socio-economic advancement and empowerment



# 6.0

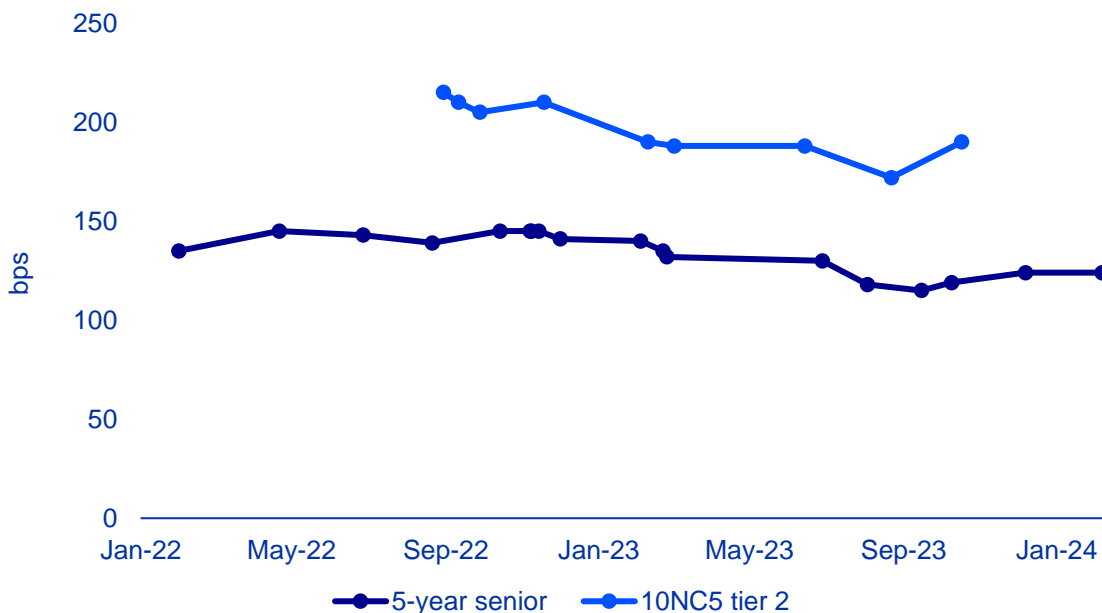
Pricing thoughts and Tier 2 key features

# Bank ZAR spreads

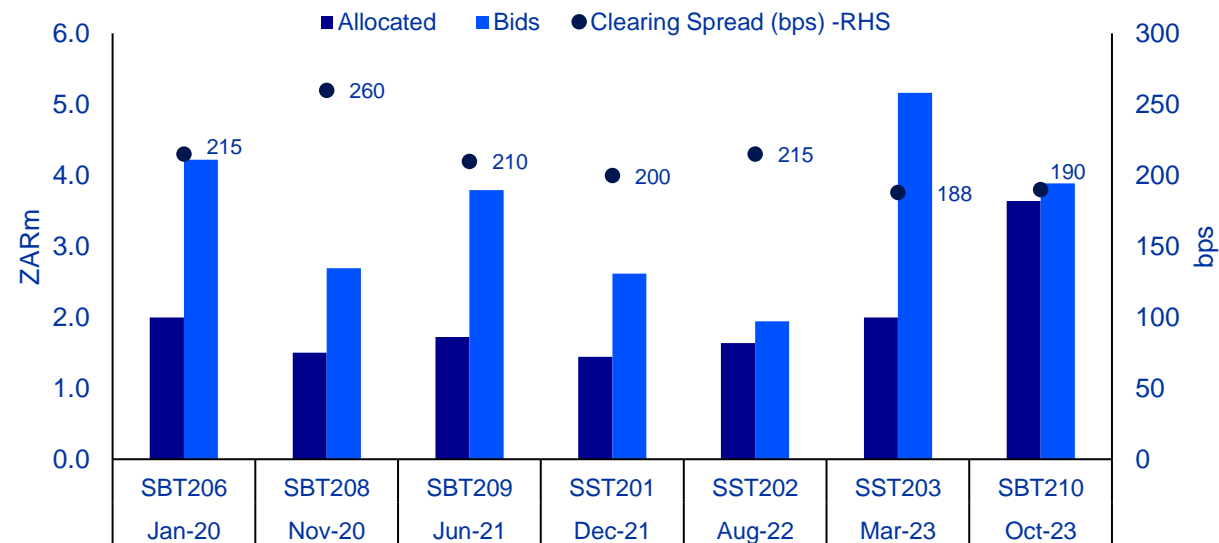
## ZAR Primary market pricing – big 4 banks

- Tier 2 has followed the pricing trend of the senior bank curve
- Spread multiples between senior and Tier 2 have remained relative range bound over the last 2 years
- Multiples have typically been between 1.36 and 1.60
- The 1.60 highwater mark was achieved in SBGs jumbo Tier 2 issue in October'23
  - Price guidance was adjusted relative to prior auctions to account for the larger target size

Issue date	Senior spread (c.5-year FRN)	Spread pickup (Tier 2 - senior) (bps)	Spread ratio Tier 2/senior (x)	Tier 2 spread (c.10NC5)
Nov/Dec-23	124			
Oct-23	119	71	1.60	190
Aug/Sep-23	115	57	1.50	172
Jul/Aug-23	118			
Jun/Jul-23	130	58	1.45	188
Feb-23	132	56	1.42	188
Jan-23	140	50	1.36	190
Sep-Dec-22	145	60	1.41	205
Aug-22	138	77	1.56	215
Apr-22	145			



## SBG Tier 2 Benchmark Outcomes: Allocation vs Subscription levels for 5-Year notes



## Tier 2 key features

Key Terms	Summary Description
<b>Issuer</b>	Standard Bank Group Limited
<b>Notes</b>	Tier 2 Capital Notes
<b>Coupon</b>	[Fixed or Floating Rate] payable quarterly
<b>Maturity</b>	Minimum of 5 years
<b>First Call Date</b>	After minimum 5 years [●] [2029]
<b>Key Features</b>	Green Bond to be issued under the SFF <sup>1</sup> off its DMTN Programme and listed on the JSE's Sustainability Segment
<b>Use of Proceeds</b>	Proceeds raised will be allocated, on a portfolio basis, to Renewable Energy Assets aligned with Section 2.1 of the SFF
<b>Verification and Reporting</b>	Sustainalytics SPO <sup>2</sup> confirming that the SFF is credible, impactful and that it is aligned with the ICMA Principles and Guidelines Independent verification of post issuance allocation reporting and management of proceeds. Impact reporting will be provided
<b>Optional Redemption</b>	The Issuer may redeem the Notes at the outstanding principal amount together with interest on the First Call Date and every interest payment date thereafter. Any such redemption is subject to regulatory approval
<b>Status</b>	Notes will constitute direct, unsecured and subordinated obligations of the Issuer, and will rank: <ul style="list-style-type: none"><li>• senior to Additional Tier 1 instruments</li><li>• junior to the claims of senior creditors and any subordinated creditors that rank Senior to the notes</li></ul>

1. [Sustainable Finance Framework 29Nov 2023.pdf \(standardbank.com\)](#)

2. [Standard-Bank-Group-Sustainable-Finance-Framework-Second-party-Opinion-2023.pdf \(standardbank.com\)](#)

## Tier 2 key features continued

Key Terms	Summary Description
<b>Early Redemption</b>	<p>Customary early redemption of the Notes at any time (including prior to the First Call Date) in whole (but not in part) of the principal amount together with interest upon the occurrence of:</p> <ul style="list-style-type: none"><li>• A Tax Event due to a change or proposed change to laws or regulation in South Africa (i.e. loss of deductibility or incurring of additional amounts) or</li><li>• A Capital Disqualification Event as a result of a regulatory change (i.e. loss of capital recognition in full or in part)</li></ul> <p>Any such redemption is subject to regulatory approval</p>
<b>Non-Viability Event</b>	<p>Any event specified in writing by the PA in accordance with the Capital Rules which, as a minimum, shall be the earlier of:</p> <ul style="list-style-type: none"><li>• a decision that a write-off, without which the Issuer would become non-viable, is necessary as determined by the PA</li><li>• a decision to make a public sector injection of capital, or equivalent support, without which the Issuer would have become non-viable, as determined by the PA</li></ul>
<b>Non-Viability Loss Absorption (NVLA)</b>	<p>Upon the occurrence of a Non-Viability Event, the Issuer will write-off the prevailing principal amount of the Notes in accordance with the Capital Rules, by such amount as the regulator shall require; provided that:</p> <ul style="list-style-type: none"><li>• a write-off of the Notes shall be up to the extent required by the regulator to restore the viability of the institution</li><li>• the Notes shall be written off on a pro rata basis with other capital instruments</li></ul> <p>The Issuer shall not be obliged to pay any compensation to Noteholders</p>
<b>Disapplication of NVLA</b>	<p>If a statutory loss absorption regime is implemented in South Africa, which replicates the effect of the Non-Viability Loss Absorption provision, the Issuer shall have the option at any time by written notice to dis-apply the contractual Non-Viability Loss Absorption condition</p>
<b>Substitution and variation</b>	<p>Subject to certain restrictions, if a Tax Event or a Capital Disqualification Event has occurred, the Issuer may either substitute the Notes for, or vary the terms of the Notes so that they remain/become, qualifying Tier 2 Notes. The Notes may be substituted or varied only at the option of the Issuer, and only if (amongst other conditions) the qualifying Tier 2 Notes have terms which are not materially less favourable to an investor than the terms of the Notes. Any such substitution or variation may be effected without any requirement for consent from or approval by the Noteholders</p>



# Disclaimer

This presentation has been prepared by Standard Bank Group Limited and its subsidiaries, including The Standard Bank of South Africa Limited (“SBSA”) (hereinafter, the “Group”). This presentation is strictly confidential and is being provided to you solely for your information, and may not be distributed to the press or any other person, and may not be reproduced in any form, in whole or in part. Failure to comply with this restriction may constitute a violation of applicable securities laws.

No reliance may be placed on the information contained in this presentation or any other material discussed verbally or on its completeness, accuracy or fairness, for any purposes whatsoever.

No representation or warranty, expressed or implied, is given by, or on behalf of, the Group or any of the Group's directors, officers or employees or any other person as to the accuracy or completeness of the information or opinions contained in this document and no liability whatsoever is accepted by the Group or any of the Group's directors, officers or employees or any other person for any loss, howsoever arising.

This presentation does not constitute or form part of and should not be construed as, an offer to sell or issue or the solicitation of an offer to buy or acquire any securities of the Group in any jurisdiction or an inducement to enter into investment activity in any jurisdiction.

This presentation shall not form the basis of, or be relied on in connection with, any contract or commitment or investment decision whatsoever. Investors and/or prospective investors in the securities of the Group are required to make their own independent investigation and appraisal of the business and financial condition of the Group and the nature of the securities. This presentation does not constitute a recommendation regarding any securities of the Group. Any prospective purchaser of securities in the Group is recommended to seek its own independent financial advice.

Matters discussed in this presentation may constitute forward-looking statements. Forward-looking statements are statements other than in respect of historical facts. The words “believe”, “expect”, “anticipate”, “intends”, “estimate”, “will”, “may”, “continue”, “should” and similar expressions identify forward-looking statements. Forward-looking statements include statements regarding: objectives, goals, strategies, outlook and growth prospects; future plans, events or performance and potential for future growth; liquidity, capital resources and capital expenditures; economic outlook and industry trends; developments of the Group's markets; the impact of regulatory initiatives; and the strength of the Group's competitors. The forward-looking statements in this presentation are based upon various assumptions, many of which are based, in turn, upon further assumptions, including without limitation, management's examination of historical operating trends, data contained in the Group's records and other data available from third parties. Although the Group believes that these assumptions were reasonable when made, these assumptions are inherently subject to significant known and unknown risks, uncertainties, contingencies and other important factors which are difficult or impossible to predict and are beyond its control. Such risks, uncertainties, contingencies and other important factors could cause the actual results, performance or achievements of the Group or industry results to differ materially from those results expressed or implied in this presentation by such forward-looking statements.

In this presentation, the Group also presents certain financial measures which are not recognised by International Financial Reporting Standards (“IFRS”). These measures are presented because the Group believes that they and similar measures are widely used in the Group's industry as a means of evaluating operating performance, and such measures have been consistently reported by the Group historically. Management uses such measures to assess and measure the Group's operating performance. Accordingly, this information has been presented to permit a more complete and comprehensive analysis of the Group's operating performance, consistent with how the Group's business performance is evaluated by management. These measures may not be comparable to similarly titled measures used by other institutions and are not measurements under IFRS or any other body of generally accepted accounting principles, and thus should not be considered substitutes for the information contained in the Group's financial statements. Recipients of this presentation should refer to the Prospectus for further information regarding the computation and relevance of these measures.

The information, opinions and forward-looking statements contained in this presentation speak only as at the date of this presentation, and are subject to change without notice. The Group and its agents, employees or advisers do not intend to, and expressly disclaim any duty, undertaking or obligation to, make or disseminate any supplement, amendment, update or revision to any of the information, opinions or forward-looking statements contained in this presentation to reflect any change in events, conditions or circumstances. By attending the presentation to which this document relates or by accepting and/or accessing this presentation you will be taken to have represented, warranted and undertaken that (a) you are a Professional Client or Eligible Counterparty as set out above, and (b) you have read and agree to comply with the contents of this notice.

Credit ratings provided by third-party credit rating agencies may not reflect all risks of an investment in securities and may be subject to revision or withdrawal at any time.

## United States Residents

Neither this presentation nor any copy of it, nor the information contained herein, in whole or in part, may be taken or transmitted into, or distributed, directly or indirectly to the United States or to any U.S person (as defined under Regulation S under the U.S. Securities Act of 1933, as amended (the “Securities Act”). Any failure to comply with this restriction may constitute a violation of U.S. securities laws. This presentation does not constitute, and should not be construed as, an offer to sell or the solicitation of an offer to buy securities in the United States as defined in Regulation S under the Securities Act or to any U.S. person.

## UK Residents

This information is not intended for the use of retail clients and must not be acted on or relied on by persons who are retail clients. Any investment or investment activity to which this information relates is only available to persons other than retail clients and will be engaged in only with such persons. Standard Advisory London Limited (“Standard London”) is authorised and regulated by the UK Financial Conduct Authority. If this presentation is to be distributed in the UK, it is only intended to be directed at, persons within paragraphs 19(5) or 49(2) (a) to (d) of the Financial Services and Markets Act 2000 (Financial Promotion) Order 2005 (as amended). Persons into whose possession this information comes are required by Standard London to inform them about and to observe these restrictions. Telephone calls may be recorded for quality and regulatory purposes. Standard Advisory London Limited, 20 Gresham Street, London, EC2V 7JE.

## South African Residents

The Standard Bank of South Africa Limited (Reg.No.1962/000738/06) is regulated by the South African Reserve Bank and is an Authorised Financial Services Provider and Credit Provider.

## Hong Kong Residents

Standard Advisory Asia Limited is licensed by the Securities and Futures Commission under the Securities and Futures Ordinance in Hong Kong. Any investments and services contained or referred to in this presentation may not be suitable for you and it is recommended that you consult an independent investment advisor if you are in doubt about such investments or investment services.

## Dubai Residents

The Standard Bank of South Africa Limited (Dubai Branch) is authorised and regulated by the Dubai Financial Services Authority (register number F002907). Within the Dubai International Financial Centre the financial products or services to which this marketing material relates will only be made available to Professional Clients, including a Market Counterparty, who meet the regulatory criteria of being a “Client”.



Thank You