

**1invest ETF Issuer (RF) Limited
(formerly Africa ETF Issuer (RF) Limited)**

(Registration Number 2013/022008/06)

**Annual financial statements
for the year ended 28 February 2021**

Invest ETF Issuer (RF) Limited

(Registration Number 2013/022008/06)

Annual Financial Statements for the year ended 28 February 2021

General information

Directors	Brian William Smith (Independent, Non-Executive Director) Johann Steyn Erasmus (Non-Independent, Non-Executive Director) Brendan Harmse (Independent, Non-Executive Director) Wesley Alan Martens (Independent, Non-Executive Director)
Nature of Business and Principal Activities	Structured Entity to conduct an exchange traded fund ("ETF")
Company secretary	Maitland Group South Africa Limited
Registered office	18 Fricker Road Illovo Johannesburg 2196
Auditors	PricewaterhouseCoopers Inc. 4 Lisbon Lane, Waterfall City Jukskei View 2090
Shareholder	Africa Funds Issuer Owner Trust, incorporated in South Africa.
Registration Number	2013/022008/06
Country of Incorporation and Domicile	South Africa
Preparer / Compiler	The annual financial statements were independently compiled by Maitland Group South Africa Limited under the supervision of Pravesh Daya, CA (SA) (Global Markets Client Solutions Manager at Standard Bank).
Supervisor	Invest ETF Issuer (RF) Limited is managed by The Standard Bank of South Africa Limited ("Standard Bank"). All References to manager and management relate to The Standard Bank of South Africa Limited. These audited annual financial statements are under the direction and supervision of Standard Bank.
Level of Assurance	These financial statements have been audited in compliance with the applicable requirements of the Companies Act, 71 of 2008.

1invest ETF Issuer (RF) Limited

(Registration Number 2013/022008/06)

Annual Financial Statements for the year ended 28 February 2021

Index

	Page
Directors' responsibilities and approval for annual financial statements	3
Report of the audit committee	4 - 6
Independent auditor's report	7 - 11
Corporate governance statement	12 - 13
Certification by the company secretary	14
Directors' report	15 - 16
Statement of financial position	17
Statement of comprehensive income	18
Statement of changes in equity	19
Statement of cash flows	20
Notes to the financial statements	21 - 49

1invest ETF Issuer (RF) Limited

(Registration Number 2013/022008/06)

Annual Financial Statements for the year ended 28 February 2021

Directors' responsibilities and approval for annual financial statements

The directors are responsible for overseeing the preparation, integrity and objectivity of the annual financial statements that fairly present the state of the affairs of 1invest ETF Issuer (RF) Limited ("the Company") at the end of the financial year and the net income and cash flows for the reporting period, and other information contained in this report.

To enable the directors to meet these responsibilities:

- all directors will maintain the highest ethical standards in ensuring the Company's business is conducted in a manner that in all reasonable circumstances is above reproach;
- the board sets standards and management implements systems of internal control and accounting and information systems aimed at providing reasonable assurance that both on and off statement of financial position assets are safeguarded and the risk of error, fraud or loss is reduced in a cost-effective manner. These controls, contained in established policies and procedures, include the proper delegation of responsibilities and authorities within a clearly defined framework, effective accounting procedures and adequate segregation of duties;
- the board and management identify all key areas of risk across the Company and endeavour to mitigate or minimise these risks by ensuring that appropriate infrastructure controls, systems and discipline are applied and managed within predetermined procedures and constraints; and
- the internal audit function is outsourced to Standard Bank management, who appraise, evaluate and, when necessary, recommend improvements to the systems of internal control and Accounting practices based on audit plans that take cognisance of the relative degrees of risk of each function or aspect of the business.

To the best of their knowledge and belief, based on the above, the directors are satisfied that no material breakdown in the operation of the systems of internal control and procedures has occurred during the year under review.


The Company consistently adopts appropriate and recognised accounting policies and these are supported by reasonable and prudent judgements and estimates on a consistent basis. The annual financial statements are prepared in accordance with the provisions of the Companies Act, 71 of 2008 and comply with International Financial Reporting Standards (IFRS) and all applicable legislation.

The directors have no reason to believe that the Company will not be a going concern in the reporting period ahead, based on forecasts and available cash resources. These annual financial statements have accordingly been prepared on this basis.

It is the responsibility of the independent auditors to report on the annual financial statements. Their report to the shareholders of the Company is set out on pages 7 to 11 of this report.

Approval of the annual financial statements

The directors' report on pages 15 to 16 and the annual financial statements of the company, set out on pages 17 to 49, were approved by the board of directors on 31 May 2021 and are signed on its behalf by:

DocuSigned by:

40B023ACB3E74B4
Johann Steyn Erasmus

DocuSigned by:

41DE4D8D6A9B436
Brian William Smith

Invest ETF Issuer (RF) Limited

(Registration Number 2013/022008/06)

Annual Financial Statements for the year ended 28 February 2021

Report of the audit committee

Mr WA Martens is the chairman of the audit committee. Mr BW Smith and Mr B Harmse are members of the Company's audit committee. Mr WA Martens, Mr BW Smith and Mr B Harmse are independent non-executive directors and have relevant qualifications and financial expertise.

The Company secretary also serves as the secretary of the committee.

Besides the statutory functions for audit and risk committees contained in the Companies Act, the key terms of reference of the audit committee comprise various categories of responsibility and include the following:

- the Company's relationship with external auditors;
- the presentation of financial statements and reports complying with all relevant corporate disclosure requirements and accounting standards;
- the review of any other announcement regarding the Company's results or other financial information, including dividends proposed for declaration;
- the identification of exposure to significant risks;
- the operation of adequate processes of internal control; and
- the monitoring of the Company's corporate governance practices in relation to statutory and other regulatory requirements and guidelines.

In addition, the committee considers any matters referred to it by the board. The Chairman of the committee reports to the board on the recommendations made by the committee.

The audit committee met on the under mentioned occasions, during the year under review and up to approval of the annual financial statements, for the primary purposes mentioned above:

- 26 May 2020, to consider the financial statements for the year ended 29 February 2020 which were approved by the board of directors on 26 May 2020;
- 11 March 2021, to discuss the audit committee terms of reference and the external audit plan; and

The audit committee confirms that it has executed its responsibilities in terms of paragraph 3.84(g)(iii) of the Listings Requirements in its assessment of the suitability of the auditor.

Execution of functions

The audit committee has executed its duties and responsibilities during the financial year in accordance with its mandate as it relates to the company's accounting, internal control and financial reporting practices.

During the year under review, the committee, among other matters, considered the following:

In respect of the external auditors and external audit:

- considered and recommended the re-appointment of PricewaterhouseCoopers Inc. as external auditors for the financial year ended 28 February 2021, in accordance with all applicable legal requirements;
- approved the external auditor's terms of engagement, the audit plan and budgeted audit fees payable;
- reviewed the audit process and evaluated the effectiveness of the audit;
- assessed and obtained assurance from the external auditor that their independence was not impaired;
- considered the nature and extent of all non-audit services provided by the external auditors and confirmed that none were provided; and
- confirmed that no reportable irregularities were identified and reported by the external auditor in terms of the Auditing Profession Act 26 of 2005.

Invest ETF Issuer (RF) Limited

(Registration Number 2013/022008/06)

Annual Financial Statements for the year ended 28 February 2021

Report of the audit committee

Execution of functions (continued)

In respect of internal audit:

- confirmed that the internal audit function was conducted by Standard Bank Internal Audit, following a risk based approach; and
- confirmed that the Company was risk assessed and prioritised in relation to Standard Bank business functions to determine the audit need and therefore frequency of review.
- the previous internal audit process occurred in April - October 2016 and although the Company has not been selected for further internal audit processes based on their risk assessment approach since then, the Company has approached internal audit to undergo a process later this year.
- confirmed that an ISAE 3402 report has been completed for the internal control procedures at Maitland.

In respect of the financial statements:

- considered the impact of COVID-19 on the entity and going concern, and is comfortable that the entity is still a going concern based on managements assessment as outlined on pages 15 and 16.
- examined and reviewed the annual financial statements prior to submission and approval by the board;
- ensured that the annual financial statements fairly present the financial position of the company as at the end of the financial year and the results of its operations and cash flows for the financial year then ended;
- ensured that the annual financial statements conform with IFRS, the requirements of the JSE Debt Listings Requirements, the Companies Act, 71 of 2008 and all other applicable accounting guides and pronouncements;
- considered accounting treatments, significant unusual transactions and accounting judgements;
- considered the appropriateness of the accounting policies adopted and changes thereto;
- noted that there were no material reports or complaints received concerning accounting practices, internal financial controls, content of annual financial statements, internal controls and related matters;
- reviewed any significant legal and tax matters that could have a material impact on the financial statements; and
- reviewed and discussed the independent auditor's report.

In accordance with revised International Standards on Auditing, independent auditor's reports for financial years ending on or after 15 December 2016 are required to incorporate the reporting of key audit matters. As part of the audit committee's responsibilities, notably its review of financial results, reports from external audit, finance and the company's accounting policies, as well as the annual financial statements, the audit committee took cognisance of the key audit matters as reported in the independent auditor's report. In addition, the audit committee reviewed management's judgements on significant accounting and external reporting issues and confirmed the external auditor's agreement with the treatment thereof.

In respect of financial accounting and reporting developments:

- reviewed management's process and progress with respect to new financial accounting and reporting developments.

In respect of internal control:

- the committee formed the opinion that, at the date of this report, there were no material breakdowns in internal control, including internal financial controls, resulting in any material loss to the Company.

In respect of legal, regulatory and compliance requirements:

- reviewed, with management, matters that could have a material impact on the Company;
- monitored compliance with the Companies Act, 71 of 2008, JSE Debt Listing Requirements, the King IV Code and other applicable legislation and governance codes and reviewed reports from the external auditor and compliance detailing the extent of this; and
- noted that no complaints were received concerning accounting matters, internal financial controls, contents of financial statements, potential violations of the law and questionable accounting or auditing matters.

Invest ETF Issuer (RF) Limited

(Registration Number 2013/022008/06)

Annual Financial Statements for the year ended 28 February 2021

Report of the audit committee

Execution of functions (continued)

In respect of risk management:

- ensured that risk-related matters of relevance to the audit committee were considered.

Independence, skills and expertise of the external auditors

The audit committee is satisfied that PricewaterhouseCoopers Inc. is independent of the Company and that PricewaterhouseCoopers Inc. and the partner who is responsible for signing the Company's financial statements have the requisite skills and expertise. This conclusion was arrived at, inter alia, after taking into account the following factors:

- the representations made by PricewaterhouseCoopers Inc. to the committee, including confirmation of the firm and individual auditor's accreditation on the JSE List of Auditors;
- the auditor does not, except as external auditor, receive any remuneration or other benefits from the company;
- the auditor's independence was not impaired by any consultancy, advisory or other work undertaken by the auditor;
- the auditor's independence was not prejudiced as a result of any previous appointment as auditor;
- the criteria specified for independence by the Independent Regulatory Board for Auditors and international regulatory bodies were met.

The committee noted the Independent Regulatory Board for Auditors' announcement of its Mandatory Audit Firm Rotation (MAFR) ruling on 2 June 2016 which determined that an audit firm may not be appointed auditor of a public interest entity for more than ten years. This will be assessed by the audit committee when the ruling becomes effective.


The Company is fully committed to the principles of the Code of Corporate Practices and Conduct ("the Code") as set out in The King IV Report on Corporate Governance.

In supporting the Code, the directors recognise the need to govern the Company with integrity and in accordance with generally accepted corporate practices.

Notwithstanding the aforementioned, the directors of the Company are of the opinion that the Company has complied with the principles and recommendations of the Code, in all material respects, with regard to the period under review.

The audit committee report was approved by the audit committee on 28 May 2021 and signed on its behalf by:

DocuSigned by:



969189EA26764B0...

Wesley Alan Martens

31 May 2021

Independent auditor's report

To the Shareholder of Invest ETF Issuer (RF) Limited

Report on the audit of the financial statements

Our opinion

In our opinion, the financial statements present fairly, in all material respects, the financial position of Invest ETF Issuer (RF) Limited (the Company) as at 28 February 2021, and its financial performance and its cash flows for the year then ended in accordance with International Financial Reporting Standards and the requirements of the Companies Act of South Africa.

What we have audited

Invest ETF Issuer (RF) Limited's financial statements set out on pages 17 to 49 comprise:

- the statement of financial position as at 28 February 2021;
- the statement of comprehensive income for the year then ended;
- the statement of changes in equity for the year then ended;
- the statement of cash flows for the year then ended; and
- the notes to the financial statements, which include a summary of significant accounting policies.

Basis for opinion

We conducted our audit in accordance with International Standards on Auditing (ISAs). Our responsibilities under those standards are further described in the *Auditor's responsibilities for the audit of the financial statements* section of our report.

We believe that the audit evidence we have obtained is sufficient and appropriate to provide a basis for our opinion.

Independence

We are independent of the Company in accordance with the Independent Regulatory Board for Auditors' *Code of Professional Conduct for Registered Auditors* (IRBA Code) and other independence requirements applicable to performing audits of financial statements in South Africa. We have fulfilled our other ethical responsibilities in accordance with the IRBA Code and in accordance with other ethical requirements applicable to performing audits in South Africa. The IRBA Code is consistent with the corresponding sections of the International Ethics Standards Board for Accountants' *International Code of Ethics for Professional Accountants (including International Independence Standards)*.

Our audit approach

Overview

Overall materiality

- Overall materiality: R94.9 million, which represents 1% of total assets.

Key audit matters

- Existence and valuation of bullion investments of R9.5 billion.

As part of designing our audit, we determined materiality and assessed the risks of material misstatement in the financial statements. In particular, we considered where the directors made subjective judgements; for example, in respect of significant accounting estimates that involved making assumptions and considering future events that are inherently uncertain. As in all of our audits, we also addressed the risk of management override of internal controls, including among other matters, consideration of whether there was evidence of bias that represented a risk of material misstatement due to fraud.

Materiality

The scope of our audit was influenced by our application of materiality. An audit is designed to obtain reasonable assurance whether the financial statements are free from material misstatement. Misstatements may arise due to fraud or error. They are considered material if individually or in aggregate, they could reasonably be expected to influence the economic decisions of users taken on the basis of the financial statements.

Based on our professional judgement, we determined certain quantitative thresholds for materiality, including the overall materiality for the financial statements as a whole as set out in the table below. These, together with qualitative considerations, helped us to determine the scope of our audit and the nature, timing and extent of our audit procedures and to evaluate the effect of misstatements, both individually and in aggregate on the financial statements as a whole.

<i>Overall materiality</i>	R94.9 million.
<i>How we determined it</i>	1% of total assets.
<i>Rationale for the materiality benchmark applied</i>	We chose total assets as the benchmark because, in our view, it is the benchmark against which the performance of the Company is most commonly measured by users, and is a generally accepted benchmark. We chose 1% which is consistent with quantitative materiality thresholds used for asset-oriented companies in this sector.

Key audit matters

Key audit matters are those matters that, in our professional judgment, were of most significance in our audit of the financial statements of the current period. These matters were addressed in the context of our audit of the financial statements as a whole, and in forming our opinion thereon, and we do not provide a separate opinion on these matters.

Key audit matter	How our audit addressed the key audit matter
<p><i>Existence and valuation of bullion investments of R9.5 billion</i></p> <p><i>Refer to note 1.10 (Gold, Platinum, Palladium and Rhodium Bullion) and note 5 (Bullion investments) to the financial statements.</i></p> <p>The Company has R9.5 billion in bullion investments (Gold, Palladium, Platinum and Rhodium) at year-end, which represents a significant portion of the total assets of the Company. The fair value of bullion is affected by the market and is determined with reference to the exchange quoted selling price of gold / platinum / palladium / rhodium per ounce. The ounces of each metal are multiplied by the applicable metal price per ounce in dollars and the exchange rate at each reporting date to determine the value of the investments.</p> <p>The matter is considered to be of most significance to our current year audit as the attendance of the physical metal counts is impracticable due to security protocols instituted at the custodians only granting access to these vaults in line with the London Bullion Market Association practices and policies. Therefore, alternative procedures are required to be performed to obtain sufficient appropriate audit evidence.</p> <p>In addition, the value of the bullion investments is a significant input into the value of the debentures (refer to note 9 to the financial statements - Debentures) which represent a significant portion of total liabilities of the Company. Management fee income in the Statement of Comprehensive Income (refer to note 10 to the financial statements - Management fee income) is also derived from the measurement of the bullion investments.</p>	<ul style="list-style-type: none"> • We compared the ounces of the bullion held at year-end recorded by the Company to the statement of metal account as at 28 February 2021 (a confirmation received directly from the custodians). No exceptions were noted. • We inspected the independent physical metal stock count reports performed by the management expert appointed by the Company, which occurred subsequent to year end. • We inspected the website of the management expert in respect of their accreditation. We also inspected the website of the Inspectorate to assess whether the expert is independent of the Company. We noted no matters requiring further consideration in this regard. We further obtained written representation from management that the appointed management expert who performed the independent counts was independent of the Company and the custodians. • We agreed the independent counts performed by the management expert to the Company's accounting records and asset confirmations of the bullion investments and tested the roll-back movements to 28 February 2021 on a sample basis by agreeing individual buy and sell transactions to underlying information. We did not identify any material differences. • We obtained a movement schedule which reconciles the opening balance of bullion investments as at 1 March 2020 to the closing balance as at 28 February 2021, which includes the movements during the year for bullion purchased and bullion redeemed, proceeds on bullion sales during the year and fair value adjustments for the year. We tested a sample of buy and sell transactions to underlying information, and recalculated the fair value adjustment for the year. We did not identify any material differences. • We recalculated the value of the bullion investments by multiplying the ounces of bullion held to the price per ounce in dollars

at year-end as published by The London Bullion Market for Gold, Platinum and Palladium and Iconnect for Rhodium at 28 February 2021 and recalculated the Rand amount with reference to the published 28 February 2021 Bloomberg USD-ZAR exchange rate. No material differences were identified in this recalculation.

Other information

The directors are responsible for the other information. The other information comprises the information included in the document titled “Invest ETF Issuer (RF) Limited Annual Financial Statements for the year ended 28 February 2021”, which includes the Directors’ Report, Report of the Audit Committee and the Certification by the Company Secretary as required by the Companies Act of South Africa. The other information does not include the financial statements and our auditor’s report thereon.

Our opinion on the financial statements does not cover the other information and we do not express an audit opinion or any form of assurance conclusion thereon.

In connection with our audit of the financial statements, our responsibility is to read the other information identified above and, in doing so, consider whether the other information is materially inconsistent with the financial statements or our knowledge obtained in the audit, or otherwise appears to be materially misstated.

If, based on the work we have performed, we conclude that there is a material misstatement of this other information, we are required to report that fact. We have nothing to report in this regard.

Responsibilities of the directors for the financial statements

The directors are responsible for the preparation and fair presentation of the financial statements in accordance with International Financial Reporting Standards and the requirements of the Companies Act of South Africa, and for such internal control as the directors determine is necessary to enable the preparation of financial statements that are free from material misstatement, whether due to fraud or error.

In preparing the financial statements, the directors are responsible for assessing the Company’s ability to continue as a going concern, disclosing, as applicable, matters related to going concern and using the going concern basis of accounting unless the directors either intend to liquidate the Company or to cease operations, or have no realistic alternative but to do so.

Auditor’s responsibilities for the audit of the financial statements

Our objectives are to obtain reasonable assurance about whether the financial statements as a whole are free from material misstatement, whether due to fraud or error, and to issue an auditor’s report that includes our opinion. Reasonable assurance is a high level of assurance, but is not a guarantee that an audit conducted in accordance with ISAs will always detect a material misstatement when it exists. Misstatements can arise from fraud or error and are considered material if, individually or in the aggregate, they could reasonably be expected to influence the economic decisions of users taken on the basis of these financial statements.

As part of an audit in accordance with ISAs, we exercise professional judgement and maintain professional scepticism throughout the audit. We also:

- Identify and assess the risks of material misstatement of the financial statements, whether due to fraud or error, design and perform audit procedures responsive to those risks, and obtain audit evidence that is sufficient and appropriate to provide a basis for our opinion. The risk of not

detecting a material misstatement resulting from fraud is higher than for one resulting from error, as fraud may involve collusion, forgery, intentional omissions, misrepresentations, or the override of internal control.

- Obtain an understanding of internal control relevant to the audit in order to design audit procedures that are appropriate in the circumstances, but not for the purpose of expressing an opinion on the effectiveness of the Company's internal control.
- Evaluate the appropriateness of accounting policies used and the reasonableness of accounting estimates and related disclosures made by the directors.
- Conclude on the appropriateness of the directors' use of the going concern basis of accounting and, based on the audit evidence obtained, whether a material uncertainty exists related to events or conditions that may cast significant doubt on the Company's ability to continue as a going concern. If we conclude that a material uncertainty exists, we are required to draw attention in our auditor's report to the related disclosures in the financial statements or, if such disclosures are inadequate, to modify our opinion. Our conclusions are based on the audit evidence obtained up to the date of our auditor's report. However, future events or conditions may cause the Company to cease to continue as a going concern.
- Evaluate the overall presentation, structure and content of the financial statements, including the disclosures, and whether the financial statements represent the underlying transactions and events in a manner that achieves fair presentation.

We communicate with the directors regarding, among other matters, the planned scope and timing of the audit and significant audit findings, including any significant deficiencies in internal control that we identify during our audit.

We also provide the directors with a statement that we have complied with relevant ethical requirements regarding independence, and to communicate with them all relationships and other matters that may reasonably be thought to bear on our independence, and where applicable, actions taken to eliminate threats or safeguards applied.

From the matters communicated with the directors, we determine those matters that were of most significance in the audit of the financial statements of the current period and are therefore the key audit matters. We describe these matters in our auditor's report unless law or regulation precludes public disclosure about the matter or when, in extremely rare circumstances, we determine that a matter should not be communicated in our report because the adverse consequences of doing so would reasonably be expected to outweigh the public interest benefits of such communication.

Report on other legal and regulatory requirements

In terms of the IRBA Rule published in Government Gazette Number 39475 dated 4 December 2015, we report that PricewaterhouseCoopers Inc. has been the auditor of Invest ETF Issuer (RF) Limited for 8 years.

DocuSigned by:

F818386567204A8...
PricewaterhouseCoopers Inc.

Director: Shiraz Hassim

Registered Auditor

Johannesburg, South Africa

31 May 2021

Invest ETF Issuer (RF) Limited

(Registration Number 2013/022008/06)

Annual Financial Statements for the year ended 28 February 2021

Corporate governance statement

The Company is fully committed to the principles of the Code of Corporate Practices and Conduct ("the Code") as set out in the King IV Report on Corporate Governance.

In supporting the Code, the directors recognise the need to govern the Company with integrity and in accordance with generally accepted corporate practices.

The Company has no employees. The directors of the Company are of the opinion that the Company has applied the principles and recommendations of the Code, in all material respects, with regard to the period under review.

Board of directors

The board consists of :

- 1 non-executive director
- 3 Independent non-executive directors

The board has the following committee:

- Audit committee

Independent advice

A director or any member of a board committee may, if necessary, take independent professional advice at the expense of the Company.

Company secretary

All directors have access to the advice and services of the Company secretary, who provides guidance to the board as a whole and to individual directors with regard to how their responsibilities should be discharged in the best interest of the Company.

Audit committee

The board has concluded that the audit committee have satisfied its responsibilities.

Internal audit

The internal audit function is conducted by Standard Bank Internal Audit, following a risk based approach. The Company is risk assessed and prioritised in relation to Standard Bank business functions to determine the audit need and therefore frequency of review. The previous internal audit process occurred in April - October 2016 and although the Company has not been selected for further internal audit processes based on their risk assessment approach since then, the Company has approached internal audit to undergo a process later this year.

Remuneration philosophy

The Company adopted the Standard Bank Human Resources policies. One of the non-executive directors of the Company is a full time employee of Standard Bank and therefore earns no directors' fees for his services as director.

Invest ETF Issuer (RF) Limited

(Registration Number 2013/022008/06)

Annual Financial Statements for the year ended 28 February 2021

Corporate governance statement

Integrated sustainability reporting and disclosure

As a special purpose entity, the company does not play an active role in the environment and the community and therefore an integrated sustainability report is not represented.

Managing stakeholder relationships

The board delegates to the management of Standard Bank to pro actively deal with stakeholder relationships.

Fundamental and affected transactions

The Company does not conduct business with entities in which its directors have an interest other than that disclosed in the related parties note to the annual financial statements. Refer to note 19. Directors are requested to declare their directorships in other companies on an annual basis.

IT governance

Information technology governance is performed in terms of the Standard Bank IT Governance Policy.

Social and Ethics Committee

The Company applied for an exemption from appointing a social and ethics committee. The application was successful and the Company is exempt from the requirement to appoint a social and ethics committee for a period of five years, with effect from 26 January 2021.

1invest ETF Issuer (RF) Limited

(Registration Number 2013/022008/06)


Annual Financial Statements for the year ended 28 February 2021

Certification by the company secretary

To the shareholders of 1invest ETF Issuer (RF) Limited

In accordance with the provisions of the Companies Act 71 of 2008 ("the Act"), we, Maitland Group South Africa Limited, in my capacity as Company Secretary, certify that in respect of the year ended 28 February 2021, the Company has lodged with the Commissioner of the Companies and Intellectual Property Commission, all returns prescribed by the Act and that all such returns are, to the best of my knowledge and belief, true, correct and up to date.

DocuSigned by:



8EF7C32A65D0403...

Maitland Group South Africa Limited

Company Secretary

Represented by: Neermaladevi Vessanather Naidoo

Johannesburg

31 May 2021

Invest ETF Issuer (RF) Limited

(Registration Number 2013/022008/06)

Annual Financial Statements for the year ended 28 February 2021

Directors' report

The directors have pleasure in presenting their report which accompanies the annual financial statements of the Company for the year ended 28 February 2021.

1. Review of activities

Main business and operations

The principal activity of the Company is that of a structured entity to conduct an exchange traded fund ("ETF"). The Company enables investors to invest in debt instruments, the value of which track the price of Gold, Platinum, Palladium and Rhodium (Precious Metals). The Company operates principally in South Africa, and from the way the business of the Company is structured and managed, there are no operating segments and the Company's results are reviewed as a single operating segment.

The operating results and statement of financial position of the company are fully set out in the attached financial statements and do not in our opinion require any further comment.

2. Registered office, date of incorporation and company registration number

Registered Office	18 Fricker Road Illovo Johannesburg 2196
Date of incorporation	11 February 2013
Company registration number	2013/022008/06

3. Shareholder

Africa Funds Issuer Owner Trust, established in South Africa, holds 100% of the share capital of the Company.

4. Directors

The directors of the company during the year and up to the date of this report are as follows:

Directors

Johann Steyn Erasmus (Non-Independent, Non-Executive Director)

Brendan Harmse (Independent, Non-Executive Director)

Wesley Alan Martens (Independent, Non-Executive Director)

Brian William Smith (Independent, Non-Executive Director)

5. Events after the reporting date

No events, which are likely to have a material effect on the Company's results in the current year, have occurred between the year-end date and the date of this report.

The annual financial statements were approved by the directors on 31 May 2021.

The annual financial statements cannot be amended after issue.

6. Auditors

PricewaterhouseCoopers Inc. will continue in office in accordance with section 90 of the Companies Act, 71 of 2008.

Invest ETF Issuer (RF) Limited

(Registration Number 2013/022008/06)

Annual Financial Statements for the year ended 28 February 2021

Directors' report

7. Secretary

The company secretary is Maitland Group South Africa Limited.

8. Authorised and issued share capital

No changes were approved or made to the authorised or issued share capital of the Company during the year under review.

9. Going concern

The annual financial statements have been prepared on the basis of accounting policies applicable to a going concern. This basis presumes that funds will be available to finance future operations and that the realisation of assets and settlement of liabilities, contingent obligations and commitments will occur in the ordinary course of business.

10. Compilation of annual financial statements

The compiler was responsible for the preparation of the annual financial statements based on information provided by management and worked under the supervision of management and management is responsible for these annual financial statements.

11. Directors' interest in contracts

No contracts were entered into in which the directors' of the Company had an interest and which significantly affected the business of the Company.

12. Risk

The Precious Metals are held by the custodians, JP Morgan Chase Bank (Gold, Platinum and Palladium) and Johnson Matthey (Rhodium) in their vaults. The Custodians are London Bullion Market Association (LBMA) as well as London Platinum and Palladium Market (LPPM) members and are in good standing with both associations. There is a risk that the Precious Metals could be lost, stolen or damaged, therefore the Company would not be able to request the sale or delivery of Precious Metals for itself or on behalf of any qualifying debenture holder. The custodians have suitable all risk insurance cover for all the holdings in the custodians' vaults and this cover has been reviewed by management. The cover includes general risks such as theft and/or fraud but excludes catastrophic risks such as acts of God.

13. Compulsory redemption of Precious Metal debentures

The compulsory redemption of Precious Metal debentures could occur if the amount derived from the sales is not sufficient to cover management and corporate expenses, i.e., if the individual precious metal ETF is no longer profitable. Invest ETF is able to call a compulsory redemption on that individual ETF, rather than to continue to operate in an unprofitable state. No such redemption occurred during the period under review.

14. Dividend

No dividend was declared or paid to the shareholder during the current year (2020: R Nil).

Invest ETF Issuer (RF) Limited

(Registration Number 2013/022008/06)

Financial Statements as at 28 February 2021

Statement of financial position

Figures in R

Notes

2021

2020

Assets

Cash and cash equivalents	3	26,796,153	23,406,062
Trade and other receivables	4	298,501	1,001,022
Bullion Investments	5	9,458,739,006	9,085,905,059
Current tax receivable	16	1,324,136	729,810
Deferred taxation	6	6,540,179	4,352,955
Total assets		9,493,697,975	9,115,394,908

Equity and liabilities

Equity

Share capital	7	120	120
Retained income		41,813,172	37,349,944
Total equity		41,813,292	37,350,064

Liabilities

Trade and other payables	8	8,436,211	4,356,368
Debentures	9	9,443,448,472	9,073,688,476
Total liabilities		9,451,884,683	9,078,044,844

Total equity and liabilities

		9,493,697,975	9,115,394,908
--	--	----------------------	----------------------

Invest ETF Issuer (RF) Limited

(Registration Number 2013/022008/06)

Financial Statements for the year ended 28 February 2021

Statement of comprehensive income

Figures in R	Notes	2021	2020
Management fee income	10	28,173,045	22,438,070
Other income	11	12,941,510	8,621,415
Operating expenses	12	(33,326,671)	(5,960,489)
Fair value adjustment on Bullion Investments	5	2,046,076,380	3,563,865,059
Fair value adjustment on Debentures	9	(2,048,101,419)	(3,566,290,081)
Operating profit		5,762,845	22,673,974
Finance income		419,783	1,269,331
Finance costs	13	-	(1,062)
Profit before taxation		6,182,628	23,942,243
Taxation	14	(1,719,400)	(6,708,712)
Profit for the year		4,463,228	17,233,531
Profit for the year attributable to:			
Owners of the company		4,463,228	17,233,531
Other comprehensive income		-	-
Total comprehensive income for the year		4,463,228	17,233,531
Comprehensive income attributable to:			
Owners of the Company		4,463,228	17,233,531

1invest ETF Issuer (RF) Limited

(Registration Number 2013/022008/06)

Financial Statements for the year ended 28 February 2021

Statement of changes in equity

Figures in R	Share capital	Retained income	Total
Balance at 1 March 2019	120	20,116,413	20,116,533
Changes in equity			
Total comprehensive income for the year	-	17,233,531	17,233,531
Balance at 29 February 2020	120	37,349,944	37,350,064
Changes in equity			
Total comprehensive income for the year	-	4,463,228	4,463,228
Balance at 28 February 2021	120	41,813,172	41,813,292
Note	7		

Invest ETF Issuer (RF) Limited

(Registration Number 2013/022008/06)

Financial Statements for the year ended 28 February 2021

Statement of cash flows

Figures in R

	Notes	2021	2020
Cash flows from operations activities			
Cashflow generated from operations	15	1,652,869,451	149,140,017
Taxation paid	16	(4,500,950)	(7,548,405)
Finance income		419,783	1,269,331
Finance costs	13	-	(1,062)
Net cash inflow from operating activities		1,648,788,284	142,859,881
Cash flows from financing activities			
Creation of debentures	9	14,361,400,027	4,114,655,551
Debentures redeemed	9	(16,006,798,220)	(4,250,535,480)
Cash outflow from financing activities		(1,645,398,193)	(135,879,929)
Net increase in cash and cash equivalents		3,390,091	6,979,952
Cash and cash equivalents at beginning of year	3	23,406,062	16,426,110
Cash and cash equivalents at end of year	3	26,796,153	23,406,062

Invest ETF Issuer (RF) Limited

(Registration Number 2013/022008/06)

Financial Statements for the year ended 28 February 2021

Notes to the Financial Statements

Accounting Policies

1. Presentation of the annual financial statements

The significant accounting policies applied in the preparation of these annual financial statements are set out below. These policies have been consistently applied to all the years presented.

1.1 Statement of compliance

The audited annual financial statements have been prepared in accordance with International Financial Reporting Standards ("IFRS") and in the manner required by the Companies Act, 71 of 2008 and the JSE Listings Requirements.

1.2 Basis of accounting and measurement

The annual financial statements have been prepared in accordance with going concern principles using the historical cost basis, unless otherwise stated in the detailed accounting policies below.

1.3 Functional and presentation currency

The annual financial statements are presented in South African Rand, which is the Company's functional currency. All financial information is presented to the nearest Rand.

1.4 Use of estimates, assumptions and judgement

In the preparation of the annual financial statements, management is required to make estimates and assumptions that affect reported income, expenses, assets, liabilities and disclosure of contingent assets and liabilities. Use of available information and the application of judgement is inherent in the formation of estimates. Actual results in the future could differ from these estimates, which may be material to the financial statements within the next financial year.

Judgements made by management that could have a significant effect on the amounts recognised in the financial statements include:

- Estimated fair value of Debentures
Management uses the estimate that the value of the debentures at year end is equal to the value of the underlying metal referenced by the debentures at year end. There is a difference between the total fair value of metal and the total fair value of debentures, due to the metal that the Company holds on their own account and not reference by the debentures.
- Assessment to determine the Company's functional currency
Management has assessed the functional currency of the business to be the South African Rand. Although the commodities are quoted and generally trade in USD, the debentures are listed in ZAR on the JSE. The South African Rand is also the currency that is used by management to assess the performance of the business on an ongoing basis.

1.5 Financial instruments

Financial instruments are initially measured at fair value and are subsequently measured on the basis as set out below. Transaction costs of instruments carried at fair value through profit or loss are recognised immediately through the profit and loss component of the statement of comprehensive income. For other categories of financial instruments, transaction costs (incremental costs directly attributable to the acquisition, issue or disposal of a financial instrument) and transaction income (i.e. initiation fees) are capitalised to the initial carrying amount.

Invest ETF Issuer (RF) Limited

(Registration Number 2013/022008/06)

Financial Statements for the year ended 28 February 2021

Notes to the Financial Statements

1.5 Financial instruments (continued)

Financial instruments are recognised on the date when the Company enters into contractual arrangements with counterparties to purchase or sell the financial instruments.

Financial instruments designated at fair value through profit or loss

Financial assets and financial liabilities classified in this category are those that have been designated by management upon initial recognition. Management may only designate an instrument at fair value through profit or loss upon initial recognition when the following criteria are met:

- the designation eliminates or significantly reduces the inconsistent treatment that would otherwise arise from measuring the assets or liabilities or recognising gains or losses on them on a different basis.
- the assets and liabilities are managed and their performance evaluated on a fair value basis, in accordance with a documented risk management or investment strategy which significantly modifies the cash flows that would otherwise be required by the contract.

Financial assets and financial liabilities at fair value through profit or loss are recorded in the statement of financial position at fair value. Changes in fair value are recorded in the profit or loss section in the statement of comprehensive income.

Financial liabilities

After initial recognition the debentures are held at fair value and this fair value is referenced to the price of Gold, Platinum, Palladium and Rhodium bullion respectively.

All redeemable securities provided by the portfolios provide investors with the right to request redemption for cash or in specie at the value proportionate to each investor's share. The securities are redeemable at any time at the option of the security holder and are therefore classified as financial liabilities. The carrying value of the liability at fair value and the amount which the Company is contractually required to pay the holder on redemption approximate each other.

Classification of financial liabilities at fair value through profit or loss

The Company classifies the debenture liability at fair value through profit or loss if they are acquired principally for the purpose of selling in the short term, i.e. are held for trading. They are presented as current liabilities if they are expected to be sold within 12 months after the end of the reporting period; otherwise they are presented as non-current liabilities. The Company has elected to designate any financial liabilities at fair value through profit or loss.

Amounts recognised in profit or loss

Changes in fair values of financial liabilities at fair value through profit or loss are recorded in Fair value adjustment on Debentures in profit or loss.

Fair value

The fair value of financial instruments that are traded in active markets at each reporting date is determined by reference to quoted market prices or dealer price quotations, without any deduction for transaction costs. For financial instruments not traded in an active market, the fair value is determined using appropriate valuation techniques. Such techniques may include, using recent arm's length market transactions, reference to the current fair value of another instrument that is substantially the same, a discounted cash flow analysis or other valuation models. An analysis of fair values of financial instruments and further details as to how they are measured is provided in note 18.

Invest ETF Issuer (RF) Limited

(Registration Number 2013/022008/06)

Financial Statements for the year ended 28 February 2021

Notes to the Financial Statements

1.5 Financial instruments (continued)

Trade and other receivables

Trade and other receivables are initially recognised at fair value and subsequently measured at amortised cost. Trade and other receivables are short term in nature and are not discounted.

Trade and other payables

Trade and other payables are initially recognised at fair value and subsequently measured at amortised cost. Trade and other payables are short term in nature and are not discounted.

Cash and cash equivalents

For the purposes of the statement of cash flows, cash comprises of cash on hand and demand deposits. Cash equivalents comprise highly liquid investments that are convertible into cash with an insignificant risk of changes in value with original maturities of less than three months. Cash and cash equivalents are measured at amortised cost.

Impairment

The Company recognises loss allowances for Expected Credit Losses ("ECLs") on financial assets measured at amortised cost. The Company measures the loss allowance at an amount equal to lifetime ECLs, except for the following, which are measured at 12-month ECLs:

- Debt securities and bank balances for which credit risk (i.e. the risk of default occurring over the expected life of the financial instrument) has not increased significantly since initial recognition.

The loss allowance for trade and other receivables is measured at an amount equal to lifetime ECLs, and the loss allowance for cash and cash equivalents is measured at 12-month ECLs.

When determining whether the credit risk of a financial asset has increased significantly since initial recognition and when estimating ECLs, the Company considers reasonable and supportable information that is relevant and available without undue cost or effort. This includes both quantitative and qualitative information and analysis, based on the Company's historical experience and informed credit assessment and including forward-looking information.

The Company assumes that the credit risk on a financial asset has increased significantly if it is more than 30 days past due. The Company considers a financial asset to be in default when:

- The borrower is unlikely to pay its credit obligations to the Company in full, without recourse by the Company to action such as realising the security (if any is held); or
- The financial asset is more than 90 days past due.

Lifetime ECLs are the ECLs that result from all possible default events over the expected life of the financial instrument. 12-month ECLs are the portion of ECLs that result from default events that are possible within the 12 months after the reporting date (or a shorter period if the expected life of the instrument is less than 12 months). The maximum period considered when estimating ECLs is the maximum contractual period over when the Company is exposed to credit risk.

Invest ETF Issuer (RF) Limited

(Registration Number 2013/022008/06)

Financial Statements for the year ended 28 February 2021

Notes to the Financial Statements

1.5 Financial instruments (continued)

Measurement of ECLs

ECLs are a probability-weighted estimates of credit losses. Credit losses are measured as the present value of all cash shortfalls (i.e. the difference between the cash flows due to the entity in accordance with the contract and the cash flows that the Company expects to receive). ECLs are discounted at the effective interest rate of the financial asset.

Credit-impaired financial assets

At each reporting date, the Company assesses whether financial assets carried at amortised cost are credit-impaired. A financial asset is 'credit-impaired' when one or more events that have a detrimental impact on the estimated future cash flows of the financial asset have occurred.

Evidence that a financial asset is credit-impaired includes the following observable data:

- Significant financial difficulty of the borrower or issuer;
- A breach of contract such as a default or being more than 90 days past due;
- A restructuring of a loan or advance by the Company on terms that the Company would not consider otherwise;
- It is probable the borrower will enter bankruptcy or other financial reorganisation; or
- The disappearance of an active market for a security because of financial difficulties.

Presentation of an allowance for ECL in the statement of financial position

Loss allowances for financial assets measured at amortised cost are deducted from the gross carrying amount of the assets.

Write-off

The gross carrying amount of a financial asset is written off when the Company has no reasonable expectations of recovering a financial asset in its entirety or a portion thereof. The Company expects no significant recovery from the amount written off. However, financial assets that are written off could still be subject to enforcement activities in order to comply with the Company's procedures for recovery of amounts due.

Derecognition of financial instruments

Financial assets

Financial assets are derecognised when the contractual rights to receive cash flows from the investments have expired or on trade date when they have been transferred and the Company has also transferred substantially all risks and rewards of ownership.

Financial liabilities

Financial liabilities are derecognised when they are extinguished, that is when the obligation is discharged, cancelled or expires.

1.6 Share capital

Ordinary share capital

Incremental costs directly attributable to the issue of ordinary shares are recognised as a deduction from equity.

1invest ETF Issuer (RF) Limited

(Registration Number 2013/022008/06)

Financial Statements for the year ended 28 February 2021

Notes to the Financial Statements

1.7 Revenue

The company applies IFRS 15 Revenue from Contracts with Customers.

IFRS 15 identifies 5 requirements which need to be met in order to recognise revenue. These criteria are listed below and have been applied by the company as follows:

- Identify contract - The contract identified is the prospectus which outlines the arrangement between the investors into the respective ETFs and 1invest ETF including the management fee rate applicable for each commodity.
- Identify performance obligations - The performance obligation per the prospectus is the management of the underlying bullion investments on behalf of debenture holders.
- Determine transaction price - The transaction price of the management fee income is determined using the quantity of the metal under management in ounces, the dollar value of each metal, the prevailing dollar / rand exchange rate in line with the company's accounting policy and the management fee rate per the prospectus, calculated and accrued daily.
- Allocate price to performance obligations - The full transaction price is allocated to the performance obligation as the management fee accrues on a daily basis.
- Recognise revenue as obligations are fulfilled - The fee is recognised over time, as the management fee accrues daily.

Management fee rates

The management fee income consists of a fee accrued daily on all the company's holdings of the relevant commodity which that ETF references, calculated at the applicable rate set by the company, which is 0.25% per annum (excluding VAT) for the Gold ETF, 0.30% per annum (excluding VAT) for the Platinum ETF, 0.35% per annum (excluding VAT) for the Palladium ETF and 0.75% per annum (excluding VAT) for the Rhodium ETF.

1.8 Finance income

Finance income comprises of interest income on funds invested. Interest income is recognised as it accrues in profit or loss, using the effective interest method.

1.9 Tax

Current tax

The current tax liability or asset is the expected tax payable or recoverable, using tax rates and tax laws enacted or substantively enacted at the reporting date, and any adjustment to tax payable in respect of prior years.

Deferred tax

Deferred income tax is provided, using the balance sheet method, on temporary differences arising between the tax bases and carrying amounts of bullion investments, debentures, trade and other payables and receivables. In relation to acquisitions, deferred tax is raised on the difference between the fair values of net assets acquired and their tax bases in the annual financial statements. Deferred income tax is determined using tax rates (and laws) that have been enacted or substantially enacted by the reporting date and are expected to apply when the related deferred income tax asset is realised or the deferred income tax liability is settled.

Deferred tax assets are recognised where it is probable that future taxable profit will be available against which the temporary differences can be utilised.

Invest ETF Issuer (RF) Limited

(Registration Number 2013/022008/06)

Financial Statements for the year ended 28 February 2021

Notes to the Financial Statements

1.9 Tax (continued)

Deferred tax (continued)

The tax effects of income tax losses available for carry forward are recognised as an asset when it is probable that future taxable profits will be available against which these losses can be utilised.

The carrying amount of deferred income tax assets is reviewed at each reporting date and reduced to the extent that it is no longer probable that sufficient taxable profit will be available to allow all or part of the deferred income tax asset to be utilised. Unrecognised deferred income tax assets are reassessed at each reporting date and are recognised to the extent that it has become probable that future taxable profit will allow the deferred tax asset to be recovered.

Deferred income tax assets and deferred income tax liabilities are offset, if a legally enforceable right exists to set off current tax assets against current income tax liabilities and the deferred income taxes relate to the same taxable entity and the same taxation authority.

Value Added Tax (VAT)

Revenues, expenses and assets are recognised net of the amount of VAT, except:

- where the VAT incurred on a purchase of assets or services is not recoverable from the taxation authority, in which case the VAT is recognised as part of the asset or expense; and
- receivables and payables that are stated with the amount of VAT included.

1.10 Gold, Platinum, Palladium and Rhodium Bullion

Gold, Platinum, Palladium and Rhodium Bullion are commodities that the Company buys and/or sells for others or on their own account in order to generate a return of the respective Debenture and/or to realise fees. The Company enables investors to track the performance of commodities through investing in the respective debentures linked to Gold, Platinum, Palladium and Rhodium. There is an active market for the respective commodities with trading prices publicly available. The most appropriate policy is to hold Bullion as an investment held at fair value through profit and loss.

The company has elected to develop and adopt its own accounting policy for bullion investments in accordance with IAS 8.

Bullion is initially measured at fair value and is subsequently measured on the basis as set out below. Transaction costs of Bullion carried at fair value through profit or loss are recognised immediately through the profit and loss component of the statement of comprehensive income.

Bullion is recognised on the date when the Company enters into contractual arrangements with counterparties to purchase Bullion.

It is subsequently measured at fair value and recorded on the statement of financial position. Changes in fair value are recorded in the profit and loss section in the statement of comprehensive income.

The fair value of Bullion is affected by the market and is determined with reference to the exchange quoted selling price of gold / platinum / palladium per ounce known as Gold AM fix, Platinum AM fix, Palladium AM fix, and the closing spot price of Rhodium.

Invest ETF Issuer (RF) Limited

(Registration Number 2013/022008/06)

Financial Statements for the year ended 28 February 2021

Notes to the Financial Statements

2. Adoption of new and revised standards

Standards and interpretations not yet effective

The application of the Company's accounting policies are consistent with those adopted in the prior year.

There are no new standards or interpretations in issue and not yet effective that will have a significant impact on the financial statements of the Company in future periods. Therefore, these have not been disclosed.

Invest ETF Issuer (RF) Limited

(Registration Number 2013/022008/06)

Financial Statements for the year ended 28 February 2021

Notes to the Financial Statements

Figures in R

2021

2020

3. Cash and cash equivalents

Cash and cash equivalents consist of:

Cash on hand	120	120
Balances with banks	26,796,033	23,405,942
Total cash	26,796,153	23,406,062

The bank balances are held with Standard bank and the expected credit loss on cash and cash equivalents is immaterial as they are short term deposits. The current Moody's credit rating is Baa3. Please refer to note 21 for additional information.

4. Trade and other receivables

Prepayments	223,751	269,903
Sundry debtors	74,750	731,119
	298,501	1,001,022

The sundry debtors balance of R74,750 comprises of management fees and charges of Rnil (2020: R472,369) and creation and redemption income of R74,750 (2020: R258,750). The carrying value of trade and other receivables approximates the fair value. The impact of the expected credit loss model on financial assets measured at amortised cost is insignificant and immaterial to the financial statements because the receivable is a result of the daily accrual of management fee income which is accrued in metal and realized in cash when the bullion investments are sold by Invest ETF on a monthly basis. Since the realisation of cash and settlement of the receivable is within the control of the company, the impact of the expected credit loss is immaterial.

5. Bullion investments

Gold

Fair value at the beginning of the year	1,645,225,367	109,521,103
Gold purchases during the year	5,556,977,963	1,380,725,565
Gold redemptions during the year	(4,374,068,560)	(68,235,550)
Proceeds on gold sales during the year	(7,310,293)	(1,033,081)
Fair value adjustment for the year	(44,243,564)	224,247,329
	2,776,580,913	1,645,225,367

As at 28 February 2021, 103,175.75 (2020: 66,287.77) ounces of gold bullion to the value of approximately R2,718,141,895 (2020: R1,643,949,410) has been pledged in favour of AfricaGold Security Trust as security for the guarantee provided by AfricaGold Security Trust against Africa ETF Issuer's obligations under the AfricaGold debentures. The balance of the gold bullion holdings which has not been pledged are for Africa ETF Issuer's own account. Refer to note 22 for details on the Security Trust.

Platinum

Fair value at the beginning of the year	3,400,399,419	2,035,758,866
Platinum purchases during the year	5,416,351,455	1,751,803,525
Platinum redemptions during the year	(5,078,510,616)	(402,095,236)
Proceeds on platinum sales during the year	(10,447,217)	(6,517,852)
Fair value adjustment for the year	835,606,150	21,450,116
	4,563,399,191	3,400,399,419

Invest ETF Issuer (RF) Limited

(Registration Number 2013/022008/06)

Financial Statements for the year ended 28 February 2021

Notes to the Financial Statements

Figures in R

2021

2020

5. Bullion investments (continued)

Platinum (continued)

As at 28 February 2021, 246,856.22 (2020: 250,861.9) ounces of platinum bullion to the value of approximately R4,454,465,227 (2020: R3,398,910,866) has been pledged in favour of AfricaPlatinum Security Trust as security for the guarantee provided by AfricaPlatinum Security Trust against the Africa ETF Issuer's obligations under the AfricaPlatinum Debentures. The balance of the platinum bullion holdings which has not been pledged are for Africa ETF Issuer's own account. Refer to note 22 for details on the Security Trust.

Palladium

Fair value at the beginning of the year	3,064,473,016	3,170,239,430
Palladium purchases during the year	1,392,292,862	846,297,846
Palladium redemptions during the year	(3,358,854,943)	(3,400,282,669)
Proceeds on palladium sales during the year	(4,878,855)	(5,457,813)
Fair value adjustment for the year	(168,541,318)	2,453,676,222
	<u>924,490,762</u>	<u>3,064,473,016</u>

As at 28 February 2021, 25,292.47 (2020: 74,778.35) ounces of palladium bullion to the value of approximately R898,071,591 (2020: R3,060,142,468) has been pledged in favour of AfricaPalladium Security Trust as security for the guarantee provided by AfricaPalladium Security Trust against Africa ETF Issuer's obligations under the AfricaPalladium Debentures. The balance of the palladium bullion holdings which has not been pledged are for Africa ETF Issuer's own account. Refer to note 22 for details on the Security Trust.

Rhodium

Fair value at the beginning of the year	975,807,257	356,235,876
Rhodium purchases during the year	1,995,777,747	135,828,615
Rhodium redemptions during the year	(3,195,364,101)	(379,922,025)
Proceeds on rhodium sales during the year	(5,207,875)	(826,600)
Fair value adjustment for the year	1,423,255,112	864,491,392
	<u>1,194,268,140</u>	<u>975,807,257</u>

As at 28 February 2021, 22,847.63 (2020: 5,259.69) ounces of rhodium bullion to the value of approximately R1,130,550,176 (2020: R970,685,732) has been pledged in favour of AfricaRhodium Security Trust as security for the guarantee provided by AfricaRhodium Security Trust against Africa ETF Issuer's obligations under the AfricaRhodium Debentures. The balance of the rhodium bullion holdings which has not been pledged are for Africa ETF Issuer's own account. Refer to note 22 for details on the Security Trust.

Total bullion investments

Fair value at the beginning of the year	9,085,905,059	5,671,755,275
Total bullion purchases during the year	14,361,400,027	4,114,655,551
Total bullion redemptions during the year	(16,006,798,220)	(4,250,535,480)
Proceeds on total bullion sales during the year	(27,844,240)	(13,835,346)
Fair value adjustment for the year	2,046,076,380	3,563,865,059
	<u>9,458,739,006</u>	<u>9,085,905,059</u>

Invest ETF Issuer (RF) Limited

(Registration Number 2013/022008/06)

Financial Statements for the year ended 28 February 2021

Notes to the Financial Statements

Figures in R

2021

2020

5. Bullion investments (continued)

Risk

The Precious Metals are held by the custodians, JP Morgan Chase Bank (Gold, Platinum and Palladium) and Johnson Matthey (Rhodium) in their vaults. The Custodians are London Bullion Market Association ("LBMA") as well as London Platinum and Palladium Market (LPPM) members and are in good standing with both associations. There is a risk that the Precious Metals could be lost, stolen or damaged, therefore the Company would not be able to request the sale or delivery of Precious Metals for itself or on behalf of any qualifying debenture holder. The custodians have suitable all risk insurance cover for all the holdings in the custodians' vaults and this cover has been reviewed by management. The cover includes general risks such as theft and/ or fraud but excludes catastrophic risks such as acts of God.

6. Deferred Taxation

Deferred tax asset

Deferred tax asset	<u>6,540,179</u>	<u>4,352,955</u>
--------------------	------------------	------------------

Reconciliation of movement in deferred tax asset

Opening balance	4,352,955	3,553,407
Fair value movements on Precious Metals	(572,901,386)	(997,882,217)
Fair value movements on Precious Metals debentures	573,468,397	998,561,224
Accruals	1,607,290	38,351
Prepayments	12,923	82,190
	<u>6,540,179</u>	<u>4,352,955</u>

Tax effects of temporary differences between tax and book value for:

Fair value on Bullion Investment	(1,978,243,897)	(1,534,645,066)
Fair value movements on Precious Metals debentures	1,983,092,216	1,538,926,374
Accruals	1,754,510	147,220
Prepayments	(62,650)	(75,573)
	<u>6,540,179</u>	<u>4,352,955</u>

Invest ETF Issuer (RF) Limited

(Registration Number 2013/022008/06)

Financial Statements for the year ended 28 February 2021

Notes to the Financial Statements

Figures in R

2021

2020

7. Share capital

Authorised

4 000 no par value shares

Issued

120 no par value shares

120

120

Authorised shares

There were no changes to authorised share capital during the current year.

Unissued shares

As at the reporting date, the unissued shares are under the control of the directors, in terms of a general authority to allot and issue them on such terms and conditions and at such times as they deem fit. This authority expires at the forthcoming annual general meeting of the Company.

Shares issued during the current reporting period

There were no shares issued during the current reporting period.

8. Trade and other payables

VAT payable	266,070	3,262,444
JP Morgan Chase bank - custodian fees	223,946	560,062
Johnson Matthey - custodian fees	1,677,225	2,349
Accruals - PwC audit fees	355,823	332,522
Johannesburg Stock Exchange Limited - listing fees	167,023	193,266
Strate Limited - listing fee	2,862	5,725
Management fee payable	5,731,400	-
Transfer agents	1,213	-
Namibian Stock Exchange	10,650	-
Total trade and other payables	8,436,211	4,356,368

Trade and other payables are interest free and are payable within 3 months. The carrying value of trade and other payables approximates the fair value.

9. Debentures

The unsecured debenture values are linked to the respective gold, platinum, palladium and rhodium prices and are listed on the Exchange Traded Index Funds sector of the Johannesburg Stock Exchange. The date of initial issue of the debentures was 4 December 2015 for Rhodium, 24 March 2014 for Palladium and 7 April 2014 for Platinum and Gold. In the current year, the Company listed debentures on the Namibian Stock Exchange ('NSX'), the debentures were gold, platinum and palladium.

The Debentures do not bear interest and rank pari passu among each other. The debenture holders have not acquired any ownership, right or beneficial interest in or to any Gold, Platinum, Palladium or Rhodium Bullion held by the Company. The holder can redeem a debenture as long as the conditions for redemption as set out in the prospectus have been met. Based on certain contingent events the Company has the option to settle the debentures; these events are not expected to occur in the normal course of business. The debenture holder has the option to put the debenture back to the Company. Details of the redemption process are set out in the prospectus.

Invest ETF Issuer (RF) Limited

(Registration Number 2013/022008/06)

Financial Statements for the year ended 28 February 2021

Notes to the Financial Statements

Figures in R

9. Debentures (continued)

Fair value movements on debentures

The carrying value of the liability at fair value and the amount which the Company is contractually required to pay the holder on redemption, approximate each other.

Fair value adjustments increasing the debenture liability in the current year equals R2,048,101,418 (2020: R3,566,290,081).

The changes in fair value of the liability attributable to changes in credit risk is Rnil (2020: Rnil). The constant credit spread approach was applied from the date the liabilities were originated. No changes in the credit risk of the liabilities and the applicable credit spreads were observed after origin.

	2021 Number of debentures	2021 R	2020 Number of debentures	2020 R
Reconciliation - Gold				
Fair value at the beginning of the year	6,750,000	1,643,949,410	600,000	109,486,825
Creation of debentures	18,435,000	5,556,977,963	6,450,000	1,380,725,565
Redemptions of debentures	(14,425,000)	(4,374,068,560)	(300,000)	(68,235,550)
Gold fee accrual (incl VAT)	-	(7,801,117)	-	(1,392,714)
Fair value adjustment	-	(43,249,498)	-	223,365,284
Gold debentures	<u>10,760,000</u>	<u>2,775,808,198</u>	<u>6,750,000</u>	<u>1,643,949,410</u>
Reconciliation - Platinum				
Fair value at the beginning of the year	25,600,000	3,398,910,866	16,950,000	2,035,012,013
Creation of debentures	36,460,000	5,416,351,455	11,975,000	1,751,803,525
Redemptions of debentures	(36,175,000)	(5,078,510,616)	(3,325,000)	(402,095,236)
Platinum fee accrual (incl VAT)	-	(11,523,675)	-	(7,165,529)
Fair value adjustment	-	836,166,320	-	21,356,093
Platinum debentures	<u>25,885,000</u>	<u>4,561,394,350</u>	<u>25,600,000</u>	<u>3,398,910,866</u>
Reconciliation - Palladium				
Fair value at the beginning of the year	7,658,050	3,060,142,468	14,975,000	3,168,799,258
Creation of debentures	3,940,000	1,392,292,862	3,280,000	846,297,846
Redemptions of debentures	(8,924,000)	(3,358,854,943)	(10,596,950)	(3,400,282,669)
Palladium fee accrual (incl VAT)	-	(4,318,176)	-	(13,138,756)
Fair value adjustment	-	(165,840,544)	-	2,458,466,789
Palladium debentures	<u>2,674,050</u>	<u>923,421,667</u>	<u>7,658,050</u>	<u>3,060,142,468</u>

Invest ETF Issuer (RF) Limited

(Registration Number 2013/022008/06)

Financial Statements for the year ended 28 February 2021

Notes to the Financial Statements

Figures in R

9. Debentures (continued)

	2021 Number of debentures	2021 R	2020 Number of debentures	2020 R
Reconciliation - Rhodium				
Fair value at the beginning of the year	545,555	970,685,732	950,555	355,673,235
Creation of debentures	1,264,000	1,995,777,747	170,000	135,828,615
Redemptions of debentures	(1,497,850)	(3,195,364,101)	(575,000)	(379,922,025)
Rhodium fee accrual (incl VAT)	-	(9,300,262)	-	(3,996,008)
Fair value adjustment	-	1,421,025,141	-	863,101,915
Rhodium debentures	<u>311,705</u>	<u>1,182,824,257</u>	<u>545,555</u>	<u>970,685,732</u>

	2021	2020
Reconciliation - Total debentures		
Fair value at the beginning of the year	9,073,688,476	5,668,971,331
Creation of debentures	14,361,400,027	4,114,655,551
Redemptions of debentures	(16,006,798,220)	(4,250,535,480)
Total fee accrual (incl VAT)	(32,943,230)	(25,693,007)
Fair value adjustment	2,048,101,419	3,566,290,081
Total debentures	<u>9,443,448,472</u>	<u>9,073,688,477</u>

For the gold, platinum and palladium debentures, the fair value is derived from multiplying the number of ounces with the AM fix (price of an ounce of gold / platinum and palladium), and also with the ZAR/USD exchange rate taken around the same time on 28 February 2021. For the rhodium debentures, the fair value is derived from a price received from an independent data provider and the same ZAR/USD as per the gold, platinum and palladium ETFs. This is different from the Fund's published NAVs in order to account for currency and price movements on 28 February 2021.

	US\$	R/\$	R
Quarterly review of the gold prices per ounce			
29 May 2020	1,726	16.83	29,036
31 August 2020	1,956	16.85	32,963
30 November 2020	1,796	15.47	27,784
26 February 2021	1,765	14.93	26,346

	R
Quarterly review of the gold debenture values per debenture	
29 May 2020	295.40
31 August 2020	325.16
30 November 2020	267.04
26 February 2021	257.97

	US\$	R/\$	R
Quarterly review of the gold prices per ounce			
31 May 2019	1,296	14.80	19,181
31 August 2019	1,527	15.23	23,249
30 November 2019	1,456	14.65	21,336
29 February 2020	1,586	15.64	24,800

Invest ETF Issuer (RF) Limited

(Registration Number 2013/022008/06)

Financial Statements for the year ended 28 February 2021

Notes to the Financial Statements

Figures in R

9. Debentures (continued)

Quarterly review of the gold debenture values per debenture R

31 May 2019			181.10
31 August 2019			230.04
30 November 2019			209.86
29 February 2020			243.55

	US\$	R/\$	R
Quarterly review of the platinum prices per ounce			

29 May 2020	840	16.83	14,134
31 August 2020	930	16.85	15,674
30 November 2020	963	15.47	14,896
26 February 2021	1,209	14.93	18,046

Quarterly review of the platinum debenture values per debenture R

29 May 2020			144.77
31 August 2020			154.31
30 November 2020			146.28
26 February 2021			174.03

	US\$	R/\$	R
Quarterly review of the platinum prices per ounce			

31 May 2019	793	14.78	11,721
31 August 2019	935	15.23	14,240
30 November 2019	895	14.64	13,103
29 February 2020	866	15.64	13,549

Quarterly review of the platinum debenture values per debenture R

31 May 2019			113.44
31 August 2019			137.01
30 November 2019			128.76
29 February 2020			129.48

	US\$	R/\$	R
Quarterly review of the palladium prices per ounce			

29 May 2020	1,921	16.83	32,323
31 August 2020	2,180	16.85	36,740
30 November 2020	2,404	15.47	37,185
26 February 2021	2,379	14.93	35,509

Invest ETF Issuer (RF) Limited

(Registration Number 2013/022008/06)

Financial Statements for the year ended 28 February 2021

Notes to the Financial Statements

Figures in R

9. Debentures (continued)

Quarterly review of the palladium debenture values per debenture R

29 May 2020			332.48
31 August 2020			376.41
30 November 2020			359.75
26 February 2021			345.33

Quarterly review of the palladium prices per ounce R

	US\$	R/\$	R
31 May 2019	1,367	14.78	20,204
31 August 2019	1,500	15.23	22,845
30 November 2019	1,840	14.64	26,938
29 February 2020	2,617	15.64	40,923

Quarterly review of the palladium debenture values per debenture R

31 May 2019			187.51
31 August 2019			221.39
30 November 2019			263.70
29 February 2020			400.16

Quarterly review of the rhodium prices per ounce R

	US\$	R/\$	R
29 May 2020	9,000	16.83	151,433
31 August 2020	12,200	16.85	205,611
30 November 2020	16,100	15.47	249,035
26 February 2021	26,600	14.93	397,032

Quarterly review of the rhodium debenture values per debenture R

29 May 2020			1 662.50
31 August 2020			1 929.88
30 November 2020			2 314.16
26 February 2021			3 794.69

Quarterly review of the rhodium prices per ounce R

	US\$	R/\$	R
31 May 2019	2,840	14.78	41,975
31 August 2019	4,500	15.23	68,535
30 November 2019	5,925	14.64	86,742
29 February 2020	11,800	15.64	184,552

Invest ETF Issuer (RF) Limited

(Registration Number 2013/022008/06)

Financial Statements for the year ended 28 February 2021

Notes to the Financial Statements

Figures in R

2021

2020

9. Debentures (continued)

Quarterly review of the rhodium debenture values per debenture

R

31 May 2019	399.65
31 August 2019	726.11
30 November 2019	834.95
29 February 2020	1 779.26

Invest ETF Issuer (RF) Limited debentures are primary listed on the Johannesburg Stock Exchange and secondary listed on the following exchange. The details are given below:

Precious Metals debentures	Number of listed debentures	Stock Exchange
Gold	10,760,000	Namibian Stock Exchange
Platinum	25,885,000	Namibian Stock Exchange
Palladium	2,674,050	Namibian Stock Exchange

The debentures pricing ratio on the NSX, is 1 South African rand to 1 Namibian dollar.

10. Management fee income

Management fee : Gold	6,778,562	1,222,856
Management fee : Platinum	9,928,423	6,261,911
Management fee : Palladium	3,455,322	11,456,837
Management fee : Rhodium	8,010,738	3,496,466
	28,173,045	22,438,070

11. Other income

Realised gain on gold sales	1,125,278	117,810
Realised gain on palladium sales	2,847,948	6,306,798
Realised gain on platinum sales	640,740	36,578
Realised gain on rhodium sales	4,443,745	1,640,229
Release of VAT provision	2,888,799	-
Creation and redemption fees	995,000	520,000
	12,941,510	8,621,415

Invest ETF Issuer (RF) Limited

(Registration Number 2013/022008/06)

Financial Statements for the year ended 28 February 2021

Notes to the Financial Statements

Figures in R

2021

2020

12. Operating expenses

Audit fees	389,119	336,302
Corporate and Trust administration fees	531,327	236,914
Custodian fees	4,113,690	2,837,890
Foreign exchange (gain) / loss	(41,911)	17,441
Portfolio administration fees	1,514,211	1,065,599
Professional fees	117,002	118,196
Subscription fees	263,464	360,927
Management fees	24,849,965	-
Sundry expenses	1,589,804	987,220
	<u>33,326,671</u>	<u>5,960,489</u>

In the current year, the Company incurred additional expenses such as the following:

1. Listing fees related to trading on the Namibian Stock Exchange for debentures in gold, platinum and palladium.
2. Management fees as the Company obtained a new manager. The fees are based on 90% of the management fee income minus normal business expenses.

13. Finance costs

Interest paid to Standard Bank	-	1,062
	<u>-</u>	<u>1,062</u>

14. Taxation

Major components of the tax expense

South African normal tax		
Current year	3,906,624	7,508,260
Current taxation	<u>3,906,624</u>	<u>7,508,260</u>
Deferred tax		
Current year	(2,187,224)	(799,548)
Deferred taxation	<u>(2,187,224)</u>	<u>(799,548)</u>
Total taxation	<u>1,719,400</u>	<u>6,708,712</u>

Reconciliation of the tax expense

Reconciliation between accounting profit and tax expense		
Profit before tax	6,182,628	23,942,243
Tax at the applicable tax rate of 28%	1,731,136	6,703,829
Tax effect of amounts which are not deductible (taxable) in calculating taxable income:		
Expenses not deductible	(11,736)	4,883
	<u>1,719,400</u>	<u>6,708,712</u>

Invest ETF Issuer (RF) Limited

(Registration Number 2013/022008/06)

Financial Statements for the year ended 28 February 2021

Notes to the Financial Statements

Figures in R

2021

2020

15. Cash generated from operations

Profit before taxation	6,182,628	23,942,243
Adjustments for:		
Finance expense	-	1,062
Finance income	(419,783)	(1,269,331)
Release of VAT provision	(2,888,799)	-
Non-cash items:		
Fair value gain on bullion	(2,046,076,380)	(3,563,865,059)
Fair value loss on debentures	2,048,101,419	3,566,290,081
Proceeds on total bullion sales during the year ¹	27,844,240	13,835,346
Total fee accrual in metal ¹	(32,943,230)	(25,693,007)
Changes in working capital:		
Decrease / (increase) in trade and other receivables	702,521	37,875
Decrease in trade and other payables	6,968,642	(19,122)
Sale of Bullion	16,006,798,220	4,250,535,480
Purchase of Bullion	(14,361,400,027)	(4,114,655,551)
	<u>1,652,869,451</u>	<u>149,140,017</u>
16. Tax paid		
Balance at beginning of the year	729,810	689,665
Income tax expense for the year recognised in profit or loss (note 14)	(3,906,624)	(7,508,260)
Balance at end of the year	<u>(1,324,136)</u>	<u>(729,810)</u>
	<u>(4,500,950)</u>	<u>(7,548,405)</u>

¹ The net effect of these line items removes the non-cash portion of management fee income earned during the year.

17. Fair value of financial instruments

Financial instruments at amortised cost carried on the statement of financial position include cash and cash equivalents, trade and other receivables, and trade and other payables. As at 28 February 2021, for all these instruments, the carrying amounts approximate the fair values of the respective assets and liabilities because the instruments are short term in nature, therefore no further hierarchy disclosure were made for these instruments.

Invest ETF Issuer (RF) Limited

(Registration Number 2013/022008/06)

Financial Statements for the year ended 28 February 2021

Notes to the Financial Statements

Figures in R

18. Fair value hierarchy

The table below shows the Company's assets and liabilities that are recognised and subsequently measured at fair value and are analysed by valuation techniques. The classification of assets and liabilities is based on the lowest level input that is significant to the fair value measurement in its entirety. A description of the nature of the techniques used to calculate valuations based on observable inputs and valuations based on unobservable inputs is set out in the table below:

Recurring fair value measurements

	Valuations with reference to observable prices	Valuations based on observable inputs	Valuations based on un-observable inputs	Total
	Level 1	Level 2	Level 3	
2021				
Assets				
Bullion investment	9,458,739,006	-	-	9,458,739,006
Total assets	9,458,739,006	-	-	9,458,739,006
Liabilities				
Debentures	-	9,443,448,472	-	9,443,448,472
Total liabilities	-	9,443,448,472	-	9,443,448,472
2020				
Assets				
Bullion investment	9,085,905,059	-	-	9,085,905,059
Total assets	9,085,905,059	-	-	9,085,905,059
Liabilities				
Debentures	-	9,073,688,476	-	9,073,688,476
Total liabilities	-	9,073,688,476	-	9,073,688,476

Note that a level 1 fair value was not used for debentures as we applied a bid-ask adjustment to the level 1 fair value.

Debentures are level 2 in nature, even though there is a quoted market price. The requirement for a frequently traded instrument is not met, due to the nature of the Debenture (i.e. the value of the debenture changes more frequently than the actual trading on the Debenture, as a result of the changes in metal price).

Invest ETF Issuer (RF) Limited

(Registration Number 2013/022008/06)

Financial Statements for the year ended 28 February 2021

Notes to the Financial Statements

Figures in R

18. Fair value hierarchy (continued)

Recurring fair value measurements (continued)

Level 1

Financial instruments valued with reference to unadjusted quoted prices for identical assets or liabilities in active markets where the quoted price is readily available and the price represents actual and regularly occurring market transactions on an arm's length basis.

An active market is one in which transactions occur with sufficient volume and frequency to provide pricing information on an ongoing basis.

Level 2

Financial instruments valued using inputs other than quoted prices as described above for Level 1 including:

- quoted price for similar assets or liabilities in an active market;
- quoted price for identical or similar assets or liabilities in inactive markets;
- valuation model using observable inputs; and
- valuation model using inputs derived from/corroborated by observable market data.

The value of the level 2 financial instruments (debentures) is determined according to the value of the underlying referenced bullion investments. The bullion investments and the sales values are calculated with reference to the Rand value of the underlying precious metal. The ounces of each metal referenced to the corresponding debentures (calculated using the allocation factor) are multiplied by the applicable metal price and exchange rate at each reporting date to determine the value of the debentures. The management fee is accrued daily, in metal, on the quantity of bullion outstanding. This results in a decay effect as the quantity of metal referenced by a fixed number of debentures outstanding reduces each day with the applicable management fee including VAT.

Level 3

Financial instruments valued using inputs that were not based on observable market data (unobservable data) such as an entity's own assumptions about assumptions of market participants in pricing the asset or liability. At year end there are no financial instruments classified at level 3.

19. Related parties

Key management personnel:

- Maitland Group South Africa Limited
- The Standard Bank of South Africa Limited

Holding Company

- Africa Funds Issuer Owner Trust

The Africa Funds Issuer Owner Trust owns 100% (2020: 100%) of the ordinary shares in the entity. The founder of the Africa Funds Issuer Owner Trust is The Standard Bank of South Africa Limited. The Trustees of Africa Funds Issuer Owner Trust are Maitland Group South Africa Limited.

1Invest ETF Issuer (RF) Limited

(Registration Number 2013/022008/06)

Financial Statements for the year ended 28 February 2021

Notes to the Financial Statements

Figures in R

2021

2020

19. Related parties (continued)

Directors:

Brendan Harmse

Brian William Smith

Johann Steyn Erasmus

Wesley Alan Martens

Related party balances

The Standard Bank of South Africa Limited

Cash and cash equivalents	26,796,033	23,405,942
---------------------------	------------	------------

The Standard Bank of South Africa Limited

Interest paid	-	(1,062)
Interest income	419,783	1,232,624

1Invest Fund Managers (Proprietary) Limited

Management fee expenses	24,849,965	-
Management fee payable	5,731,400	-

Maitland Group South Africa Limited

Fees for fund administration	1,514,211	1,065,599
Fees for corporate services	531,327	236,914

The above fees for corporate services incurred includes the following amounts in respect of director responsibility services provided by Maitland Group South Africa Limited to the Company:

Maitland Director:

Brendan Harmse	62,568	62,004
Brian William Smith	62,568	62,004
Wesley Alan Martens	62,568	62,004
	187,704	186,012

Invest ETF Issuer (RF) Limited

(Registration Number 2013/022008/06)

Financial Statements for the year ended 28 February 2021

Notes to the Financial Statements

Figures in R

20. Directors' emoluments

The non-executive director of the Company that is a full time employee of Standard Bank does not earn any directors fees for his services as director. None of the independent directors are paid by the Company. Fees for corporate services incurred include amounts paid to Maitland Group South Africa Limited in respect of director responsibility services provided to the Company. Refer to note 19.

21. Risk management

Financial risks

The Company's financial instruments consist mainly of debentures, cash and cash equivalents, trade and other receivables and trade and other payables. In respect of all financial instruments the carrying value is the fair value. Exposure to interest, credit and liquidity risks arises in the normal course of business.

The Company's business involves taking risks in a targeted manner and managing them professionally. The core functions of the Company's risk management are to identify all key risks for the Company, measure these risks, manage the risk positions and determine capital allocations. The Company regularly reviews its risk management policies and systems to reflect changes in markets, products and best market practice.

The Company's aim is to achieve an appropriate balance between risk and return and minimise potential adverse effects on the Company's financial performance. The Company defines risk as the possibility of losses or profits foregone, which may be caused by internal or external factors.

The risks arising from financial instruments to which the Company is exposed are financial risks which include credit risk, liquidity risk, market risk (which are discussed on the following page) and operational risk.

Credit risk

Credit risk is the risk of suffering financial loss, should any of the Company's customers, clients or market counterparties fail to fulfil their contractual obligations to the Company.

The entity's cash resources are placed with a reputable financial institution. Credit risk with respect to trade and other receivables is limited as it mainly relates to creation/redemption fees due.

The carrying amount of the financial assets represents the maximum credit exposure. The maximum exposure to credit risk at the reporting period represented below, is the worst case scenario of credit risk exposure.

	2021	2020
Cash and cash equivalents (note 4)	26,796,033	23,405,942
Trade and other receivables (excluding deferred expenses and prepayments) (note 5)	74,750	731,119
Concentration of risks of financial assets with credit risk exposure:		
Industry sectors		
Financial services	26,870,783	24,137,061

Invest ETF Issuer (RF) Limited

(Registration Number 2013/022008/06)

Financial Statements for the year ended 28 February 2021

Notes to the Financial Statements

Figures in R

2021

2020

21. Risk management (continued)

Credit risk (continued)

The credit quality of all the financial assets that were neither past due nor impaired are as follows:

Neither past due nor impaired	26,870,783	24,137,061
-------------------------------	------------	------------

The credit quality of all the financial assets that are neither past due nor impaired can be assessed by reference to an external credit rating (if available) or past information about counterparty default rates.

Cash and cash equivalents are held with Standard Bank that has a long term rating of BB- on the Fitch credit rating scale at year end. The credit rating for Standard Bank was downgraded to BB- in November 2020.

Market risk

Market risk is the risk of a reduction in the Company's earnings or capital due to:

- traded market risk: The risk of the company being impacted by changes in the level or volatility of market rates or prices. This includes changes in interest rates, inflation rates, credit spreads, property prices, commodity prices, equity and bond prices and foreign exchange levels.
- non-traded market risk: The risk of the Company exposed to interest rate risk arising from loans, deposits and similar instruments held for longer term strategic purposes rather than for the purpose of profiting from changes in interest rates.

Market risk exposure

Market risk exposure arises from cash and cash equivalents, debentures and investments.

Market risk management process

The Company's market risk management objectives include the protection and enhancement of the statement of financial position and statement of comprehensive income and facilitating business growth within a controlled and transparent risk management framework.

Commodity risk

The value of the Precious Metal debentures is affected by movements in the US Dollar price of the respective Precious Metals. These Precious Metal prices are affected by numerous factors including:

- political, economic or financial situations;
- future expectations of inflation rates and movements in world equity, financial and property markets;
- supply and demand for the respective Precious Metals; and
- interest rates and currency exchange rates, particularly the strength of the US Dollar.

Invest ETF Issuer (RF) Limited

(Registration Number 2013/022008/06)

Financial Statements for the year ended 28 February 2021

Notes to the Financial Statements

Figures in R

21. Risk management (continued)

Commodity risk (continued)

A 10% change in the strengthening or weakening of the commodity price at 28 February 2021 would result in the changes below:

	Precious Metals: Bullion Investment	Precious Metals: Bullion Investment (own account)	Precious Metals: Debentures	Profit or (loss)
	2021	2021	2021	2021
Commodity price strengthening	945,873,901	526,610	944,344,847	2,055,664
Commodity price weakening	(945,873,901)	(526,610)	(944,344,847)	(2,055,664)
	2020	2020	2020	2020
Commodity price strengthening	908,065,383	525,123	944,344,848	1,221,658
Commodity price weakening	(908,065,383)	(525,123)	(944,344,848)	(1,221,658)

Interest rate risk

Interest rate risk is the risk that the fair value or future cash flows of a financial instrument will fluctuate because of changes in market interest rates.

The only exposure to interest rate risk relates to cash with reputable financial institutions and is therefore not material.

Interest rate sensitivity

The sensitivity analysis on the next page has been determined based on the exposure to interest rates for non-derivative instruments at the reporting date. For floating rate liabilities, the analysis is prepared assuming the amount of liability outstanding at the reporting date was outstanding for the whole year. A 200 basis point increase or decrease is used when reporting interest rate risk internally to key management personnel and represents management's assessment of the reasonably possible change in interest rates.

1invest ETF Issuer (RF) Limited

(Registration Number 2013/022008/06)

Financial Statements for the year ended 28 February 2021

Notes to the Financial Statements

Figures in R

21. Risk management (continued)

Interest rate sensitivity (continued)

If interest rates had been 200 basis points higher or lower and all other variables were held constant, this would result in the changes below:

	Amounts	Increase/ decrease in rate	Increase/ (decrease) in profit before tax
28 February 2021			
Cash and cash equivalents	26,796,153	2 %	535,923
29 February 2020			
Cash and cash equivalents	23,406,062	2 %	468,121

There has been no change in sensitivity method or assumptions since the previous period.

Foreign exchange risk

Foreign exchange risk means the risk that the fair value of future cash flows of a financial instrument will fluctuate because of changes in foreign exchange rates.

The Company is exposed to currency risk as the precious metals and the JP Morgan and Johnson Matthey creditors are denominated in USD.

A 10% change in the strengthening or weakening of the US Dollar against the Rand at 28 February 2021 would result in the changes below:

	Precious Metals: Bullion Investment	Precious Metals: Debentures	Profit or (loss)
	2021	2021	2021
ZAR strengthening against USD	945,873,901	944,344,848	1,529,053
ZAR weakening against USD	(945,873,901)	(944,344,848)	(1,529,053)
	2020	2020	2020
ZAR strengthening against USD	908,590,506	907,368,848	1,221,658
ZAR weakening against USD	(908,590,506)	(907,368,848)	1,221,658

1invest ETF Issuer (RF) Limited

(Registration Number 2013/022008/06)

Financial Statements for the year ended 28 February 2021

Notes to the Financial Statements

Figures in R

21. Risk management (continued)

Foreign exchange risk (continued)

	Trade and other payables	Profit or (loss)
	2020	2020
Rand strengthening against the US Dollar	1,901,172	190,117
Rand weakening against the US Dollar	(1,901,172)	(190,117)
	2019	2019
Rand strengthening against the US Dollar	562,411	56,241
Rand weakening against the US Dollar	562,411	56,241

There has been no change in sensitivity method or assumptions since the previous period.

Liquidity risk

Liquidity risk results from both the differences between the magnitude of assets and liabilities and the disproportion in their maturities. Liquidity risk is the risk that operations cannot be funded and financial commitments cannot be met timeously and cost effectively. Liquidity risk management deals with the overall time profile of the current statement of financial positions as well as the expected future structure.

The availability of funding through liquid cash positions ensures that the Company has the ability to fund day-to-day operations. The liquid cash position has inclined in the current year as evidenced by the increase in cash and cash equivalents from R23,406,062 in the prior year to R26,796,153 in the current year.

The redemption value that 1invest ETF Issuer would pay in relation to a Debenture and as at the redemption date thereof, is an amount equal to the sale proceeds realised or that would have been realised by 1invest ETF Issuer pursuant to a sale of the reference quantity of the relevant commodity to which such debenture is linked.

The following are the contractual maturities of financial liabilities, including estimated interest payments and excluding the impact of netting agreement.

	Carrying amount	Contractual cash flows	On demand	Within 1 year	1-5 years
At 28 February 2021					
Cash and cash equivalents	26,796,153	26,796,153	26,796,153	-	-
Trade and other receivables	298,501	298,501		298,501	
Trade and other payables	(8,436,211)	(8,436,211)	-	(8,436,211)	-
Debentures	(9,443,448,472)	(9,443,448,472)	(9,443,448,472)	-	-
	(9,424,790,029)	(9,424,790,029)	(9,416,652,319)	(8,137,710)	-

1Invest ETF Issuer (RF) Limited

(Registration Number 2013/022008/06)

Financial Statements for the year ended 28 February 2021

Notes to the Financial Statements

Figures in R

21. Risk management (continued)

Liquidity risk (continued)

At 29 February 2020	Carrying amount	Contractual cash flows	On demand	Within 1 year	1-5 years
Cash and cash equivalents	23,406,062	23,406,062	23,406,062	-	-
Trade and other receivables	1,001,022	1,001,022		1,001,022	
Trade and other payables	4,356,368	4,356,368	-	4,356,368	-
Debentures	9,073,688,476	9,073,688,476	9,073,688,476	-	-
	9,102,451,928	9,102,451,928	9,097,094,538	5,357,390	-

22. Unconsolidated structured entities

The AfricaPlatinum Security Trust is a special purpose trust established in terms of the AfricaPlatinum Security Trust Deed for the purposes of issuing a Guarantee in favour of the AfricaPlatinum Debenture Holders and the creditors in respect of the Platinum ETF. As at the date of these financial statements, the trustee of the AfricaPlatinum Security Trust is Maitland Group South Africa Limited.

The AfricaPalladium Security Trust is a special purpose trust established in terms of the AfricaPalladium Security Trust Deed for the purposes of issuing a Guarantee in favour of the AfricaPalladium Debenture Holders and the creditors in respect of the Palladium ETF. As at the date of these financial statements, the trustee of the AfricaPalladium Security Trust is Maitland Group South Africa Limited.

The AfricaGold Security Trust is a special purpose trust established in terms of the AfricaGold Security Trust Deed for the purposes of issuing a Guarantee in favour of the AfricaGold Debenture Holders and the creditors in respect of the Gold ETF. As at the date of these financial statements, the trustee of the AfricaGold Security Trust is Maitland Group South Africa Limited.

The AfricaRhodium Security Trust is a special purpose trust established in terms of the AfricaRhodium Security Trust Deed for the purposes of issuing a Guarantee in favour of the AfricaRhodium Debenture Holders and the creditors in respect of the Rhodium ETF. As at the date of these financial statements, the trustee of the AfricaRhodium Security Trust is Maitland Group South Africa Limited.

The AfricaPlatinum Security Trust has issued a Guarantee in favour of the AfricaPlatinum Debenture Holders and other creditors in respect of the PlatinumETF. The AfricaPalladium Security Trust has issued a Guarantee in favour of the AfricaPalladium Debenture Holders and other creditors in respect of the Palladium ETF. The AfricaGold Security Trust has issued a guarantee in favour of the AfricaGold Debenture Holders and other creditors in respect of the Gold ETF. The AfricaRhodium Security Trust has issued a guarantee in favour of the AfricaRhodium Debenture Holders and other creditors in respect of the Rhodium ETF. Each Security Trust is ring-fenced to the specific metal to which it relates.

In terms of each Guarantee, the liability of the relevant Security Trust is limited to the amount recovered under the Indemnity granted in its favour and the Security granted in respect thereof in terms of the relevant Security Agreement. In relation to each Class of Debentures the interests of the creditors will be represented by the corresponding Security Trust. In terms of the applicable Debenture Conditions the relevant Security Trust is required to enforce the Security granted to it on behalf of the creditors and issue an Enforcement Notice to the 1Invest ETF Issuer if called upon to do so by an Extraordinary Resolution of the Debenture Holders under that Class of Debentures.

1invest ETF Issuer (RF) Limited

(Registration Number 2013/022008/06)

Financial Statements for the year ended 28 February 2021

Notes to the Financial Statements

Figures in R

23. Unconsolidated structured entities (continued)

Creditors will not be able to enforce the Security themselves nor to take any action against the 1invest ETF Issuer in respect of the Security or otherwise, nor to enforce claims against the 1invest ETF Issuer except through the relevant Security Trust unless the Guarantee structure is not enforceable or the relevant Security Trust is sequestrated or fails to act within a reasonable time of being called upon to do so.

If the Security Trust is sequestrated, creditors shall be entitled to take action themselves to enforce claims directly against the 1invest ETF Issuer by delivering an Enforcement Notice in respect of a Debenture but, in such circumstances, the applicable Security held by the Security Trust will be bypassed and thus no longer be effective as a means of achieving tribution of the 1invest ETF Issuer's assets which relate to that Debenture in accordance with the relevant Priority of Payments.

23. Capital risk management

The Company's objectives when managing capital are to safeguard the Company's ability to continue as a going concern in order to provide returns for shareholders and benefits for other stakeholders and to maintain an optimal capital structure to reduce the cost of capital. In order to maintain or adjust the capital structure, the Company may adjust the amount of ordinary dividends paid to shareholders. There are no externally imposed capital requirements on the Company.

	2021	2020
Capital consists of:		
Ordinary share capital	120	120
Retained income	41,813,172	37,349,944
	<u>41,813,292</u>	<u>37,350,064</u>

24. Events after the reporting date

In terms of IAS 10 Events after the reporting period, non-adjusting post balance sheet events are events after the reporting period that are indicative of a condition that arose after the end of the reporting period which is 28 February 2021.

There has not been any matter or circumstance occurring subsequent to the end of the financial year that has significantly affected, or may significantly affect, the operations of the Company, the results of those operations, or the state of affairs of the Company in future financial years.

25. Going concern

The directors assess the Company's future performance and financial position on an ongoing basis and have no reason to believe that the Company will not be a going concern in the reporting period ahead. For this reason, these annual financial statements are prepared on a going concern basis.

The criteria considered in this regard included the solvency and liquidity requirements; financial performance and position of the Company that could impact the going concern; operating results of the Company and expected performance over the next 12 months after year end; capacity and continuity of service providers; and the intention of the Board to continue or cease operations.

Based on the Board of Director's assessment of the above criteria, there is no reason to believe that the Company is not in a position to continue as a going concern. The financial statements as at 28 February 2021 have been prepared on the going concern basis.

Invest ETF Issuer (RF) Limited

(Registration Number 2013/022008/06)

Financial Statements for the year ended 28 February 2021

Notes to the Financial Statements

Figures in R

26. Presentation of statement of financial position in order of liquidity

The Company does not have a clearly identifiable operating cycle and therefore does not present current and non-current assets and liabilities separately in the statement of financial position. Instead, assets and liabilities are presented in order of their liquidity. The following table provides information on the amounts expected to be recovered before and after 12 months after the reporting period.

28 February 2021

Amounts expected to be recovered or settled

	Within 12 months after the reporting period	After 12 months after the reporting period	Total
Assets			
Cash and cash equivalents	26,796,153	-	26,796,153
Trade and other receivables	298,501	-	298,501
Bullion Investments ¹	9,458,739,006	-	9,458,739,006
Current tax receivable	1,324,136	-	1,324,136
Deferred tax	-	6,540,179	6,540,179
Total Assets	9,487,157,796	6,540,179	9,493,697,975
Liabilities			
Trade and other payables	8,436,211	-	8,436,211
Debentures	9,443,448,472	-	9,443,448,472
Total Liabilities	9,451,884,683	-	9,451,884,683

29 February 2020

Amounts expected to be recovered or settled

	Within 12 months after the reporting period	After 12 months after the reporting period	Total
Assets			
Cash and cash equivalents	23,406,062	-	23,406,062
Trade and other receivables	1,001,022	-	1,001,022
Bullion Investments ¹	9,085,905,059	-	9,085,905,059
Current tax receivable	729,810	-	729,810
Deferred tax	-	4,352,955	4,352,955
Total Assets	9,111,041,953	4,352,955	9,115,394,908
Liabilities			
Trade and other payables	4,356,368	-	4,356,368
Debentures	9,073,688,476	-	9,073,688,476
Total Liabilities	9,078,044,844	-	9,078,044,844

¹ The bullion investments are liquid in nature. These are classified as current as they back the debentures, which are also current in nature.

Certificate Of Completion

Envelope Id: 8495E92EA5FE4E5F852F03CAA0216D7E

Status: Completed

Subject: Please DocuSign: 1invest ETF Issuer (RF) Limited - AFS and Supporting Documentation

In-House Entity Name: Maitland Corporate Services

Client Entity (if required): 1invest ETF Issuer (RF) Limited

Source Envelope:

Document Pages: 56

Signatures: 8

Envelope Originator:

Certificate Pages: 4

Initials: 0

Tanya Kinnear

AutoNav: Enabled

6th Floor, LABS House

Enveloped Stamping: Enabled

15-19 Bloomsbury Way

Time Zone: (UTC) Dublin, Edinburgh, Lisbon, London

LONDON, LONDON WC1A 2TH

Tanya.Kinnear@maitlandgroup.com

IP Address: 45.220.255.187

Record Tracking

Status: Original

Holder: Tanya Kinnear

Location: DocuSign

5/28/2021 1:33:12 PM

Tanya.Kinnear@maitlandgroup.com

Signer Events

Brendan Harmse


Brendan.Harmse@maitlandgroup.com

Head: Corporate Services

Maitland Group

Security Level: Email, Account Authentication (None), Authentication

Signature



Signature Adoption: Uploaded Signature Image
Using IP Address: 197.90.35.227

Timestamp

Sent: 5/28/2021 3:59:16 PM

Viewed: 5/28/2021 4:12:16 PM

Signed: 5/28/2021 4:12:24 PM

Authentication Details

SMS Auth:

Transaction: 65E6CE2009FC0A0491925EDE7ADA9A2F

Result: passed

Vendor ID: TeleSign

Type: SMSAuth

Performed: 5/28/2021 4:12:08 PM

Phone: +27 64 753 8741


Electronic Record and Signature Disclosure:

Not Offered via DocuSign

Brian William Smith

bwsmithonstratton@gmail.com

Security Level: Email, Account Authentication (None), Authentication



Signature Adoption: Uploaded Signature Image
Using IP Address: 197.90.39.194

Sent: 5/28/2021 4:12:27 PM

Viewed: 5/28/2021 4:48:25 PM

Signed: 5/28/2021 4:48:46 PM

Authentication Details

SMS Auth:

Transaction: 65E6CEA4A2E40B0491924E5AF6BAAEEEE

Result: passed

Vendor ID: TeleSign

Type: SMSAuth

Performed: 5/28/2021 4:48:16 PM

Phone: +27 82 568 8603

Electronic Record and Signature Disclosure:

Not Offered via DocuSign

Signer Events

JOHANN STEYN ERASMUS
Johann.Erasmus@standardbank.co.za
Security Level: Email, Account Authentication
(None), Authentication

Signature

DocuSigned by:

40B023ACB3F74B4...
Signature Adoption: Pre-selected Style
Using IP Address: 196.216.238.180

Timestamp

Sent: 5/28/2021 4:12:27 PM
Resent: 5/31/2021 6:25:03 AM
Viewed: 5/31/2021 7:36:55 AM
Signed: 5/31/2021 7:37:37 AM

Authentication Details

SMS Auth:
Transaction: 65E7048C7D480A0491925EB75E8A1C5D
Result: passed
Vendor ID: TeleSign
Type: SMSAuth
Performed: 5/31/2021 7:36:31 AM
Phone: +27 82 872 6469

Electronic Record and Signature Disclosure:

Not Offered via DocuSign

Neerie Naidoo
neerie.naidoo@maitlandgroup.com
Authorised Rep/Director
MGSA
Security Level: Email, Account Authentication
(None), Authentication

DocuSigned by:

8EF7C32A65D0403...
Signature Adoption: Uploaded Signature Image
Using IP Address: 197.229.136.211

Sent: 5/28/2021 4:12:27 PM
Viewed: 5/28/2021 4:13:47 PM
Signed: 5/28/2021 4:14:02 PM

Authentication Details

SMS Auth:
Transaction: 65E6CE253F24120491926133E91A9AFD
Result: passed
Vendor ID: TeleSign
Type: SMSAuth
Performed: 5/28/2021 4:13:31 PM
Phone: +27 72 592 1111


SMS Auth:
Transaction: 65E6F8ACB6E80204919258EDDBAA0D07
Result: passed
Vendor ID: TeleSign
Type: SMSAuth
Performed: 5/30/2021 5:46:19 PM
Phone: +27 72 592 1111

SMS Auth:
Transaction: 65E6F8B367840D0491920735044A1A57
Result: passed
Vendor ID: TeleSign
Type: SMSAuth
Performed: 5/30/2021 5:48:13 PM
Phone: +27 72 592 1111

Electronic Record and Signature Disclosure:

Not Offered via DocuSign

Wesley Alan Martens
wesleymartens@gmail.com
Security Level: Email, Account Authentication
(None), Authentication

DocuSigned by:

969189EA26764B0...
Signature Adoption: Uploaded Signature Image
Using IP Address: 197.245.161.78

Sent: 5/28/2021 4:12:27 PM
Resent: 5/31/2021 6:25:03 AM
Viewed: 5/31/2021 7:45:15 AM
Signed: 5/31/2021 7:47:40 AM

Authentication Details

SMS Auth:
Transaction: 65E704AABCE4030491919ED879DA2610
Result: passed
Vendor ID: TeleSign
Type: SMSAuth
Performed: 5/31/2021 7:44:53 AM
Phone: +27 84 508 5000

Electronic Record and Signature Disclosure:

Signer Events	Signature	Timestamp
Not Offered via DocuSign		
Shiraz Hassim s.hassim@pwc.com Security Level: Email, Account Authentication (None), Authentication	 <p>Signature Adoption: Uploaded Signature Image Using IP Address: 196.34.129.233</p>	Sent: 5/31/2021 7:47:43 AM Viewed: 5/31/2021 7:50:49 AM Signed: 5/31/2021 9:50:10 AM

Authentication Details

SMS Auth:
 Transaction: 65E704BFB57412049192615F82EA1CE7
 Result: passed
 Vendor ID: TeleSign
 Type: SMSAuth
 Performed: 5/31/2021 7:50:30 AM
 Phone: +27 82 786 1112

SMS Auth:
 Transaction: 65E706024DF0130491921DB2F8EA3A53
 Result: passed
 Vendor ID: TeleSign
 Type: SMSAuth
 Performed: 5/31/2021 9:18:39 AM
 Phone: +27 82 786 1112

Electronic Record and Signature Disclosure:
 Not Offered via DocuSign

In Person Signer Events	Signature	Timestamp

Carbon Copy Events	Status	Timestamp
Estiaan Kriek estiaan.kriek@pwc.com Security Level: Email, Account Authentication (None)	COPIED	Sent: 5/31/2021 9:50:13 AM
Fredelaine Brand fredelaine.brand@maitlandgroup.com Corp Secretarial & Admin Services Maitland Security Level: Email, Account Authentication (None)	COPIED	Sent: 5/31/2021 9:50:12 AM
Maistoerah Mohamed Maistoerah.Mohamed@maitlandgroup.com Security Level: Email, Account Authentication (None)	COPIED	Sent: 5/31/2021 9:50:13 AM

Electronic Record and Signature Disclosure:
 Not Offered via DocuSign

Electronic Record and Signature Disclosure:
 Not Offered via DocuSign

Electronic Record and Signature Disclosure:
 Not Offered via DocuSign

Carbon Copy Events	Status	Timestamp
<p>Neelesh Naka Neelesh.Naka@standardbank.co.za Security Level: Email, Account Authentication (None) Electronic Record and Signature Disclosure: Not Offered via DocuSign</p>	COPIED	Sent: 5/31/2021 9:50:13 AM
<p>Pamela Kutadzaushe pamela.kutadzaushe@pwc.com Security Level: Email, Account Authentication (None) Electronic Record and Signature Disclosure: Not Offered via DocuSign</p>	COPIED	Sent: 5/31/2021 9:50:13 AM
<p>Pravesh Daya Pravesh.Daya@standardbank.co.za Security Level: Email, Account Authentication (None) Electronic Record and Signature Disclosure: Not Offered via DocuSign</p>	COPIED	Sent: 5/31/2021 9:50:13 AM

Witness Events	Signature	Timestamp
----------------	-----------	-----------

Notary Events	Signature	Timestamp
---------------	-----------	-----------

Envelope Summary Events	Status	Timestamps
Envelope Sent	Hashed/Encrypted	5/28/2021 3:59:17 PM
Certified Delivered	Security Checked	5/31/2021 7:50:49 AM
Signing Complete	Security Checked	5/31/2021 9:50:10 AM
Completed	Security Checked	5/31/2021 9:50:13 AM

Payment Events	Status	Timestamps
----------------	--------	------------